

**料(編)號：2SJ-F372-N03\_CUS**

申請部門：DCC(SZ)      申請人：胡為南

標準書類別： SJ

標準書編號： SZ-DWG0101-20170524-002117

版本： 「B」版

文件處理等級： 一般件      機密等級：一般

保密文件設定值： 非保密〈無保密，可調閱、搜尋〉

發行日期： 2017/05/24

產品名稱： 2SJ-F372-N03\_CUS

制修訂摘要說明：

增訂緣由： S170135-Q發行B版

附件：	1	2SJ-F372-N03_CUS_B.pdf
	2	2SJ-F372-N03_CUS_B.dwg

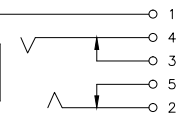
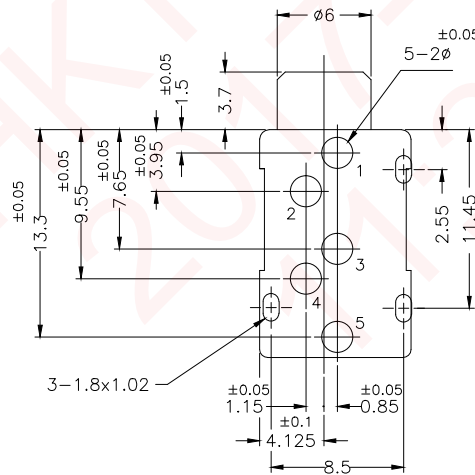
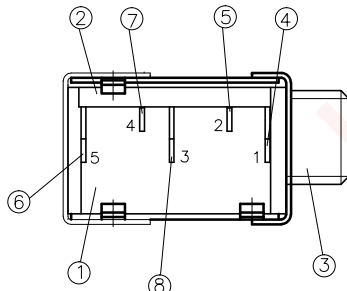
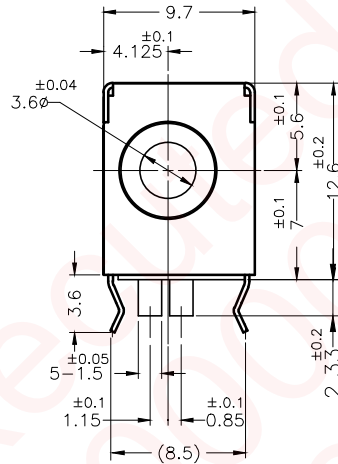
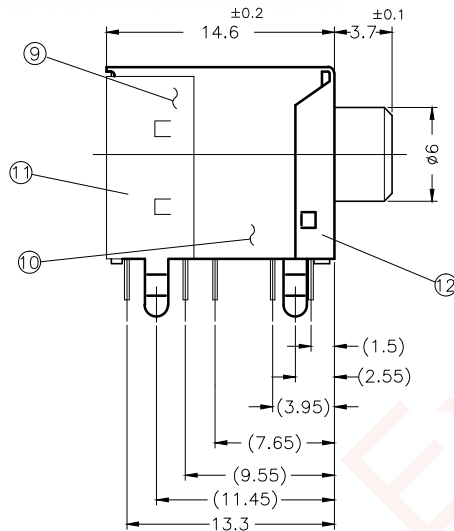
變更來源： 無



REV.	ECN NO OR DESCRIPTION	REVISED	DATE
A	NEW PRODUCT		
B	ECN:S170135-Q $\Delta$	YUREN	2017.5.2

SPECIFICATIONS :

- ELECTRICAL REQUIREMENTS :
  - CURRENT CARRYING RATING :24V DC 2AMP MAX.
  - CONTACT RESISTANCE :
    - INITIAL (BEFORE ANY TESTING) : 20 MILLIOHMS MAX.
    - AFTER 500 CYCLES TEST :50 MILLIOHMS MAX.
  - INSULATION RESISTANCE : 50 MEGOHMS MIN. AT 500V DC.
  - DIELECTRIC WITHSTANDING VOLTAGE : 250V AC FOR 1 MINUTE.
- MECHANICAL REQUIREMENTS :
  - INSERTION FORCE :0.4KG - 1.6KG
  - WITHDRAWAL FORCE :0.4KG - 1.4KG
  - MECHANICAL LIFE CYCLES : AFTER 5,000 CYCLES WITHOUT BREAKDOWN.
- "\*" SEE "TABLE 1" IN PAGE 2 OF 2
- MARKING :MARK "S" ON REAR OF CONNECTOR.
- WITHSTANDING TORQUE: 1.5 kgf-cm MAX.



PCB LAYOUT  
BOTTOM VIEW

$\Delta$	12	SHIELDING B	1	SPCC 0.3t	可焊Ni 60u"Min
$\Delta$	11	SHIELDING A	1	SPCC 0.3t	可焊Ni 60u"Min
	10	COIL SPRING-B	1	SUS	
	9	COIL SPRING-A	1	SUS	
	8	SHUNT TERMINAL-B	*	BRASS 0.3t	SILVER PLATING
	7	RING SPRING	*	BRASS 0.25t	SILVER PLATING
	6	SHUNT TERMINAL-A	*	BRASS 0.3t	SILVER PLATING
	5	TIP SPRING	*	BRASS 0.3t	SILVER PLATING
	4	EARTH TERMINAL	1	BRASS 0.3t	SILVER PLATING
	3	METAL	1	BRASS	NICKEL PLATING
	2	COVER	1	POLYCARBONATE UL 94V-0	TRANSPARENT
	1	BODY	1	PBT UL 94V-0	BLACK COLOR
	NO	DESCRIPTION	QTY	MATERIAL	PLATING & COLOR

UNLESS OTHERWISE  
SPECIFIED TOLERANCES

Singatron Enterprise Co., Ltd.  
信音企業股份有限公司

DECIMALS: ANGLES:  
x : $\pm 0.3$  X : $\pm 2^\circ$   
X.X : $\pm 0.2$  X.X : $\pm 1^\circ$   
X.XX : $\pm 0.1$

TITLE	3.5 $\phi$ STEREO JACK		
DWN	YUREN	PART NO. 2SJ-F372-N03	
CHKD	CERRY	SCALE:3/1	UNIT: MM
APVD	LIAO	SIZE: A3	SHEET: 10F1
			REV: B

CUSTOMER COPY