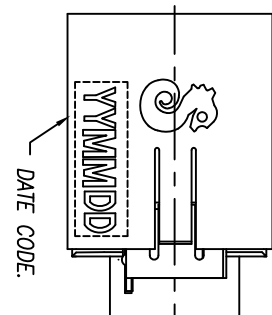
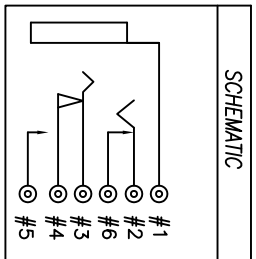
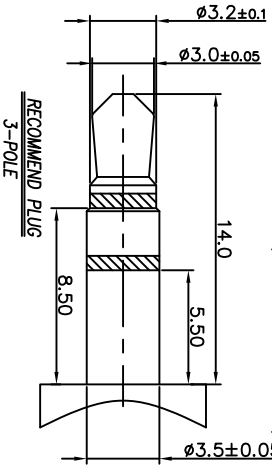


RECOMMENDED PCB LAYOUT (TOP VIEW)  
(TOLERANCE: ±0.05)



- SPECIFICATIONS:
- ELECTRICAL CHARACTERISTICS:
    - 1-1. RATING: 12V 1A
    - 1-2. CONTACT RESISTANCE: 30mΩ MAX (INITIAL)
    - 1-3. DIELECTRIC WITHSTANDING VOLTAGE: 500V AC FOR ONE MINUTE.
    - 1-4. INSULATION RESISTANCE: 100MΩ MIN. MEASURED BY 500 VDC.
  - MECHANICAL CHARACTERISTICS:
    - 2-1. INSERTION FORCE : 0.3~3.0 KGf
    - 2-2. WITHDRAWAL FORCE : 0.3~3.0 KGf
  - LIFE TEST: 5,000 CYCLES MIN.
  - OTHER GENERAL SPEC. TO REFER "2SUX351 SERIES SPEC."
  - TO CONFORM TO SINGATRON HAZARDOUS SUBSTANCE FREE SPEC
  - HALOGEN FREE PRODUCT IDENTIFICATION MARK ON PRODUCT: ●
  - HALOGEN FREE PRODUCT IDENTIFICATION LOGO ON PACKAGING: ●
  - FOR REFLOW SOLDERING LEAD-FREE PROCESS.

NO	DESCRIPTION	QTY	MATERIAL	PLATING & COLOR
A	BODY	1	HIGH TEMP.THERMOPLASTIC UL 94V-0	BLACK
B	EARTH	1	COPPER ALLOY 0.3t	Ag 20u" Min. ALL OVER 50u" NICKEL PLATING.
C	TIP SPRING	1	PHOSPHOR BRONZE 0.25t	ALL OVER 50u" NICKEL PLATING. GOLD FLASH PLATING ON CONTACT AREA
D	SHUNT TERMINAL-A	1	BRASS 0.25t	
E	RING SPRING	1	PHOSPHOR BRONZE 0.2t	
F	BREAK TERMINAL	1	PHOSPHOR BRONZE 0.2t	120u" Sn ON SOLDER GOLD FLASH ON CONTACT AREA ALL OVER 50u" Ni.
G	TRANSFER TERMINAL	1	PHOSPHOR BRONZE 0.2t	Ni 60u"
H	SHIELDING	1	PHOSPHOR BRONZE 0.2t	

UNLESS OTHERWISE SPECIFIED TOLERANCES

DECIMALS: ANGLES:

X : ±0.5 X : ±2  
 X.X : ±0.3 X.X : ±1°  
 X.XX : ±0.2

REV.	ECN NO OR DESCRIPTION	REVISED	DATE
A	PDR: T100430-3A	BRUCE	2010.06.21

Singatron Enterprise Co., Ltd. 信登企業股份有限公司	
TITLE	3.5φ PHONE JACK
DWN	Bruce 3/20/08
CHKD	Boye 3/20/08
APVD	Max 3/20/08
PART NO.	2S1-R351-015
SCALE:	4/1
UNIT:	mm
SHEET:	1 OF 1
REV:	A

CUSTOMER COPY