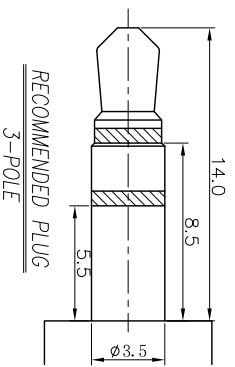
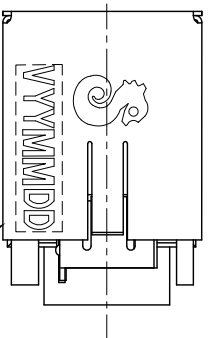
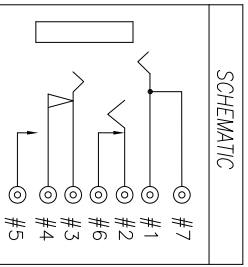


RECOMMENDED PCB LAYOUT (TOP VIEW)
(TOLERANCE: ±0.05)



SCHEMATIC



SPECIFICATIONS:

1. ELECTRICAL CHARACTERISTICS:
 - 1-1. RATING: 12V 1A
 - 1-2. CONTACT RESISTANCE: 30mΩ MAX.(INITIAL)
 - 1-3. DIELECTRIC WITHSTANDING VOLTAGE: 500V AC FOR ONE MINUTE.
 - 1-4. INSULATION RESISTANCE: 100MΩ MIN. MEASURED BY 500 VDC
2. MECHANICAL CHARACTERISTICS:
 - 2-1. INSERTION FORCE : 0.4~3.0 KGF.
 - 2-2. WITHDRAWAL FORCE : 0.3~2.0KGF.
3. LIFE TEST: 5,000 CYCLES MIN.
4. OTHER GENERAL SPEC. TO REFER "2SJ-S351 SPEC".
5. TO CONFORM TO SINGATRON HAZARDOUS SUBSTANCE FREE SPEC.
7. GREEN PRODUCT IDENTIFICATION MARK ON JACK: **G.P. PASS**
6. GREEN PRODUCT IDENTIFICATION LABEL ON PACKAGING:
8. FOR REFLOW SOLDERING LEAD FREE PROCESS.
9. PACKAGING: TAPE & REEL
10. DATE CODE: WYMMDD
 Day
Month
Year
英文字母 "V"

TABLE:

P/N	COLOR
2SJ-S351-072H	RED (703C)
2SJ-S351-073H	GREEN (3415C)

H	SHIELDING	1	PHOSPHOR BRONZE 0.2t	Ni 60u"Min.
G	TRANSFER TERMINAL	1	PHOSPHOR BRONZE 0.2t	GOLD FLASH ON CONTACT AREA;
F	BREAK TERMINAL	1	PHOSPHOR BRONZE 0.2t	Sn 120u" ON SOLDER;
E	RING SPRING	1	PHOSPHOR BRONZE 0.2t	ALL OVER Ni 50u"
D	SHUNT TERMINAL-A	1	BRASS 0.25t	
C	TIP SPRING	1	PHOSPHOR BRONZE 0.25t	Ag 20u"Min OVER Ni 60u"Min.
B	EARTH	1	COPPER ALLOY 0.3t	
A	BODY	1	HIGH TEMP.THERMOPLASTIC UL 94V-0	SEE TABLE
NO	DESCRIPTION	QTY	MATERIAL	PLATING & COLOR
UNLESS OTHERWISE SPECIFIED TOLERANCES				
信晋企业股份有限公司				
Singatron Enterprise Co., Ltd.				
3.5φ PHONE JACK				
TITLE				
DWN	lang	PART NO.	2SJ-S351-07□H	
CHKD	LINSEN	SCALE:4/1	UNIT:	mm
APVD	long	SIZE: A3	SHEET: 1 OF 1	REV: C
CUSTOMER COPY				

REV.	ECN NO OR DESCRIPTION	REVISED	DATE
A	PDR NO:T101103-64/6B	Spring	2010.11.26
B	ECN NO:S101219	Spring	2010.12.13
C	ECN NO:S110320	Cerry	2011.03.28