| REV. | ECN NO OR DESCRIPTION | REVISED | DATE |
|---|---|---|---|
| A | PDR RELEASE | EVEN | 2006.5.2 |

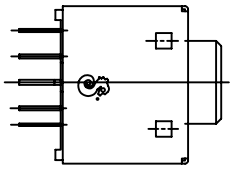

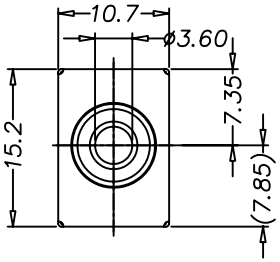


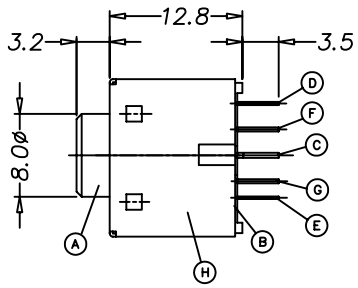


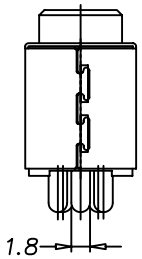


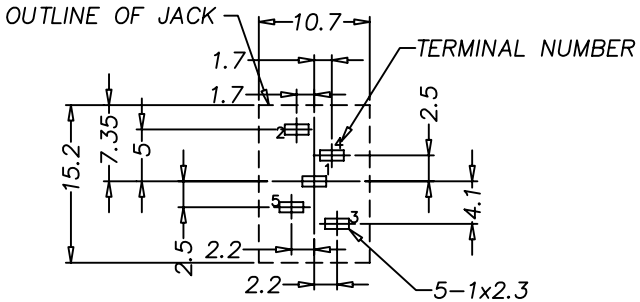


RECOMMENDED PCB LAYOUT
TOP VIEW (TOLERANCE: ±0.1)

SPECIFICATIONS:

1. INSULATION RESISTANCE TO BE NOT LESS THAN 100 MEGOHMS R.M.S. AT 250 VDC.
2. MAXIMUM CONTACT RESISTANCE 30 MILLIOHMS.
3. JACK SHALL WITHSTAND 250 VAC(CUT-OFF CURRENT:1mA) BETWEEN ANY ADJACENT TERMINAL FOR 1 MINUTE.
4. JACK SHALL WITHSTAND 5,000 CYCLES OF INSERTION AND WITHDRAWAL WITH MATE PLUG OR GAUGE PLUG AFTER TESTING CONTACT RESISTANCE SHALL NOT EXCEED 0.1 OHMS.
5. INSERTION FORCE
   1) INITIAL: 0.4KG – 2.5KG.
   2) AFTER 5,000 CYCLES TEST: 0.3KG – 2.5KG
6. WITHDRAWAL FORCE
   1) INITIAL: 0.4KG – 2.5KG
   2) AFTER 5,000 CYCLES TEST: 0.3KG – 2.5KG
7. MEASURING CONDITIONS:
   1) TEMPERATURE: FROM 5°C TO 40°C.
   2) RELATIVE HUMIDITY: FROM 40% TO 85%
8. RESISTANCE TO SOLDERING HEAT: LEADS TO BE IMMERSED IN MOLTEN SOLDER 260°C FOR 10 SECONDS @1.57mm FROM BOTTOM WITH NO DEGRADATION OF ELECTRICAL OR MECHANICAL SPECIFICATION.
9.. MARKING: MARK " " ON SIDE OF CONNECTOR.
10. TO CONFORM TO THE "SE-01-001" & "ROHS DIRECTIVE"
11. GREEN PRODUCT IDENTIFICATION MARK IN JACK: △
12. GREEN PRODUCT IDENTIFICATION LABEL IN PACKING: G.P. PASS
13. SOLDERABILITY AND MAX. SOLDER TEMPERATURE ACCORDING ICP /JEDEC J-STD-020C.

CIRCUIT:

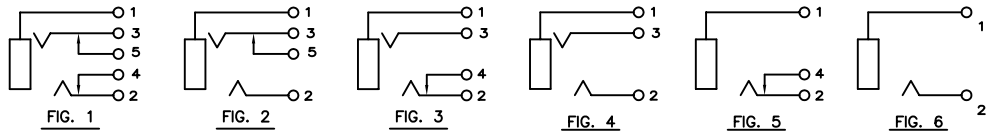


| NO | DESCRIPTION | QTY | MATERIAL | PLATING & COLOR |
|---|---|---|---|---|
| H | SHIELDING | 1 | SPCC 0.3t | TIN(Lead Free) PLATING |
| G | SHUNT TERMINAL B | * | BRASS 0.4t | SILVER PLATING |
| F | SHUNT TERMINAL A | * | BRASS 0.4t | SILVER PLATING |
| E | RING SPRING | * | PHOSPHOR BRONZE 0.3t | SILVER PLATING |
| D | TIP SPRING | * | COPPER ALLOY 0.3t | SILVER PLATING |
| C | EARTH TERMINAL | 1 | PHOSPHOR BRONZE 0.5t | SILVER PLATING |
| B | COVER | 1 | HIGH TEMP.THERMOPLASTIC UL 94V-0 | BLACK COLOR |
| A | BODY | 1 | HIGH TEMP.THERMOPLASTIC UL 94V-0 | GRAY COLOR (PANTONE NO: 4C) |

| DRAWING NO. | CIRCUIT | TIP SPRING | RING SPRING | SHUNT TERMINAL A | SHUNT TERMINAL B |
|---|---|---|---|---|---|
| 2SJ-S540-007 | FIG. 1 | 1 | 1 | 1 | 1 |
| 2SJ-S541-007 | FIG. 2 | 1 | 1 | | 1 |
| 2SJ-S542-007 | FIG. 3 | 1 | 1 | 1 | |
| 2SJ-S543-007 | FIG. 4 | 1 | 1 | | |
| 2SJ-S544-007 | FIG. 5 | 1 | | 1 | |
| 2SJ-S545-007 | FIG. 6 | 1 | | | |

UNLESS OTHERWISE SPECIFED TOLERANCES

DECIMALS: X :±0.5, X.X :±0.3, X.XX :±0.2

ANGLES: X :±2°, X.X :±1°

Singatron Enterprise Co., Ltd.
信音企業股份有限公司

| | | | |
|---|---|---|---|
| TITLE | PHONE JACK | | |
| DWN | EVEN 2006.5.2 | PART NO. 2SJ-S54X-007 | |
| CHKD | ROY 2006.5.2 | SCALE:2/1 | UNIT: mm |
| APVD | KAN 2006.5.3 | SIZE: A3 | SHEET:1 OF 1 REV: A |

CUSTOMER COPY

文件編號 RD-06-035-1A