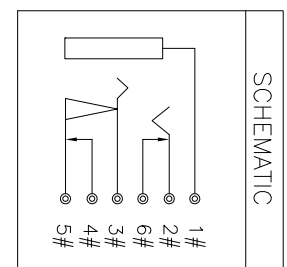
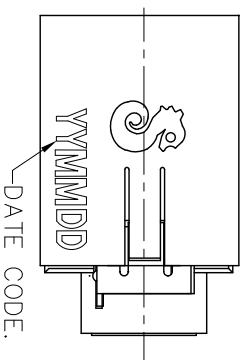
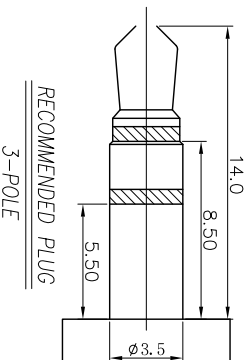


RECOMMENDED PCB LAYOUT
TOP VIEW (TOLERANCE: ±0.05)



REV.	ECN NO.	OR DESCRIPTION	REVISED	DATE
A	PDR No. T100507-1B		Jarnvs	2010.05.17
B	ECN NO. S100842		Swing	2010.11.10
C	ECN NO. S110613		Cerry	2011.07.11

- SPECIFICATIONS:
- ELECTRICAL CHARACTERISTICS:
 - CONTACT RESISTANCE: 30mΩ MAX. (INITIAL)
 - DIELECTRIC WITHSTANDING VOLTAGE: 150V AC FOR ONE MINUTE.
 - INSULATION RESISTANCE: 100MΩ MIN. MEASURED BY 500 VDC.
 - MECHANICAL CHARACTERISTICS:
 - INSERTION FORCE : 0.4-3.0 KGf
 - WITHDRAWAL FORCE : 0.3-2 KGf
 - LIFE TEST: 5,000 CYCLES MIN.
 - OTHER GENERAL SPEC. TO REFER "2SJ-S820 SERIES SPEC".
 - TO CONFORM TO SINGATRON HAZARDOUS SUBSTANCE FREE SPEC.
 - HALOGEN FREE PRODUCT IDENTIFICATION MARK ON PRODUCT:
 - HALOGEN FREE PRODUCT IDENTIFICATION LOGO ON PACKAGING:
 - FOR REFLOW SOLDERING LEAD-FREE PROCESS.

J	METAL	1	BRASS	Ni: 60u" Min
I	SHIELDING	1	PHOSPHOR BRONZE 0.2t	Ni: 60u" Min
H	TRANSFER TERMINAL	1	PHOSPHOR BRONZE 0.2t	GOLD FLASH Over Ni50u"
G	BREAK TERMINAL	1	BRASS 0.2t	GOLD FLASH Over Ni50u"
F	SHUNT TERMINAL-A	1	BRASS 0.25t	GOLD FLASH Over Ni50u"
E	RING SPRING	1	PHOSPHOR BRONZE 0.2t	GOLD FLASH Over Ni50u"
D	TIP SPRING	1	PHOSPHOR BRONZE 0.25t	GOLD FLASH Over Ni50u"
C	EARTH	1	COPPER ALLOY 0.3t	GOLD FLASH Over Ni50u"
B	SEPARATOR	1	HIGH TEMP.THERMOPLASTIC UL 94V-0	BLACK
A	BODY	1	HIGH TEMP.THERMOPLASTIC UL 94V-0	PINK (701C)
NO	DESCRIPTION	QTY	MATERIAL	PLATING & COLOR

UNLESS OTHERWISE SPECIFIED TOLERANCES

DECIMALS:	ANGLES:
X : ±0.5	X : ±2°
X.X : ±0.3	X.X : ±1'
X.XX : ±0.2	

TITLE	3.5Ø PHONE JACK
DWN	Cerry
CHKD	Tom
APVD	Tony

PART NO. 2SJ-S820-040
SCALE: 4:1
UNIT: mm
SHEET: 1 OF 1
REV: C

Singaton Enterprise Co., Ltd.
信音企業股份有限公司
CUSTOMER COPY