REV.	ECN NO OR DESCRIPTION	REVISED	DATE
A	PRODUCT RELEASE	BERYL	2006.01.09
B	ADD DATE CODE	HAIHUA	7/10'07

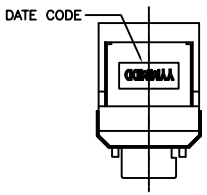

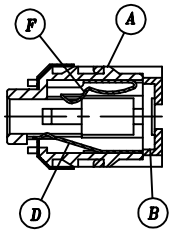

B–B' SECTION

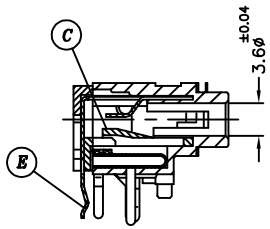

A–A' SECTION

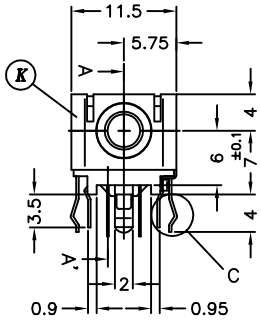

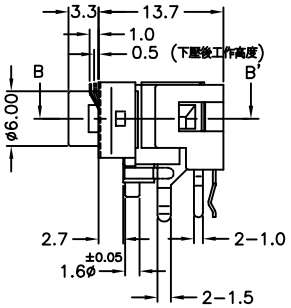

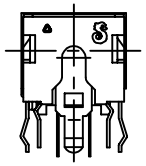

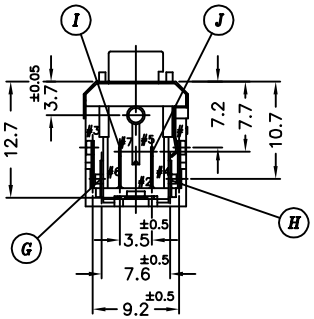

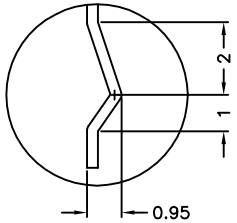

DETAIL OF C

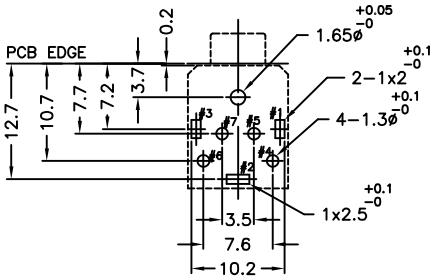

RECOMMENDED PCB LAYOUT
SOLDER SIDE
(TOLERANCE: ±0.05)

SPECIFICATIONS:

1. INSULATION RESISTANCE BETWEEN ANY OPEN TERMINAL SHALL NOT BE LESS THAN 100 MEGOHMS BY 500 VDC MEGGER.
2. JACK SHALL WITHSTAND 500 VAC BETWEEN ANY OPEN TERMINAL FOR ONE MINUTE.
3. CONTACT RESISTANCE OF EACH CLOSED TERMINAL SHALL NOT EXCEED 0.03 OHMS.
4. INSERTION FORCE: 0.5–3.0 KGS.
5. WITHDRAWAL FORCE: 0.3–3.0 KGS.
6. JACK SHALL WITHSTAND 5,000 CYCLES INSERTION AND WITHDRAWALS WITH MATCHING PLUG, AFTER TEST THE CONTACT RESISTANCE SHALL NOT EXCEED 0.1 OHMS.
7. *: SEE "TABLE 1".
8. SOLDER HEAT RESISTANCE: WAVE SOLDERING 260°C 10SECS.
9. TO CONFORM TO THE "SE–01–001" & "ROHS DIRECTIVE"
10. GREEN PRODUCT IDENTIFICATION MARK IN JACK: △
11. GREEN PRODUCT IDENTIFICATION LABEL IN PACKING: G.P. PASS
12. FOR WAVE SOLDERING LEAD–FREE PROCESS.
13. PRINTED DATE CODE" YYMMDD " ON TOP OF CONNECTOR.
    DATE CODE: YYMMDD
    - DD: DAY
    - MM: MONTH
    - YY: YEAR

ELECTRICAL CIRCUIT

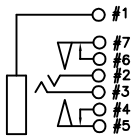

FIG. 1

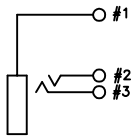

FIG. 2

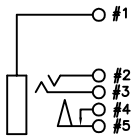

FIG. 3

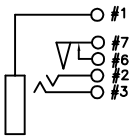

FIG. 4

NO	DESCRIPTION	QTY	MATERIAL	PLATING&COLOR
K	GROUND SPRING	1	STAINLESS 0.2t	
J	TRANSFER TERMINAL–R	1	PHOSPHOR BRONZE 0.2t	SILVER PLATING
I	TRANSFER TERMINAL–L	1	PHOSPHOR BRONZE 0.2t	SILVER PLATING
H	BREAK TERMINAL–R	*	BRASS 0.3t	SILVER PLATING
G	BREAK TERMINAL–L	*	BRASS 0.3t	SILVER PLATING
F	RING SPRING	1	PHOSPHOR BRONZE 0.25t	SILVER PLATING
E	TIP SPRING	1	PHOSPHOR BRONZE 0.3t	SILVER PLATING
D	EARTH SPRING	1	PHOSPHOR BRONZE 0.25t	SILVER PLATING
C	SEPARATOR	1	POM UL 94HB	WHITE COLOR
B	COVER	1	POM UL 94HB	WHITE COLOR
A	BODY	1	PBT UL 94V–0	PINK COLOR (PANTONE NO.701C)

" TABLE 1 "

DRAWING	CIRCUIT	BREAK TERMINAL–L	TRANSFER TERMINAL–L	BREAK TERMINAL–R	TRANSFER TERMINAL–R
2SJ–S900–002	FIG. 1	1	1	1	1
2SJ–S902–002	FIG. 2				
2SJ–S906–002	FIG. 3			1	1
2SJ–S907–002	FIG. 4	1	1		

UNLESS OTHERWISE SPECIFED TOLERANCES

DECIMALS:
X :±0.5
X.X :±0.3
X.XX :±0.2

ANGLES:
X :±2°
X.X :±1°

Singatron Electronic(Chung–Shan) Co., Ltd.
信音電子(中山)有限公司

TITEL	ø3.5 PHONE JACK		
DWN	HAIHUA 7/10'07	PART NO. 2SJ–S90X –002	
CHKD	muyuan 7/10'07	SCALE: N/A	UNIT: mm
APVD	SEAN 7/10'07	SIZE: A4	SHEET: 1OF1	REV: B

CUSTOMER COPY

文件編號:RD–06–035–2A