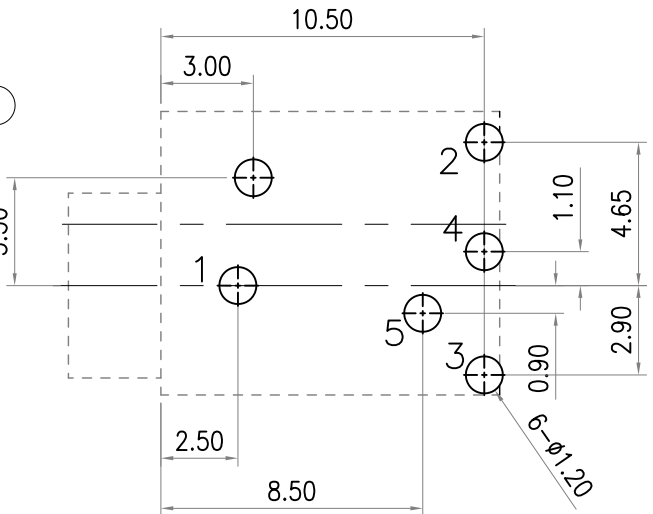
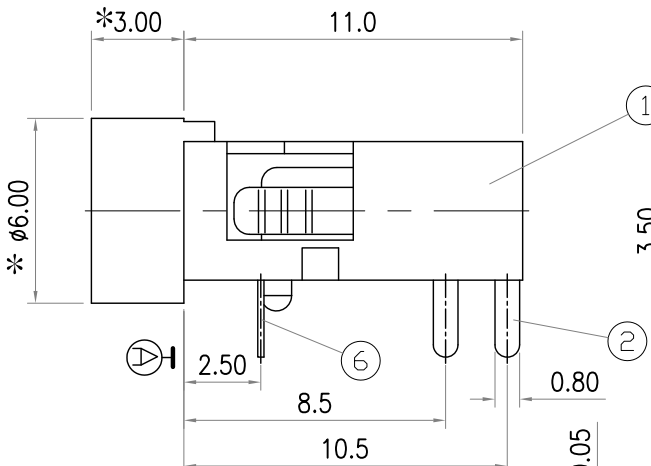
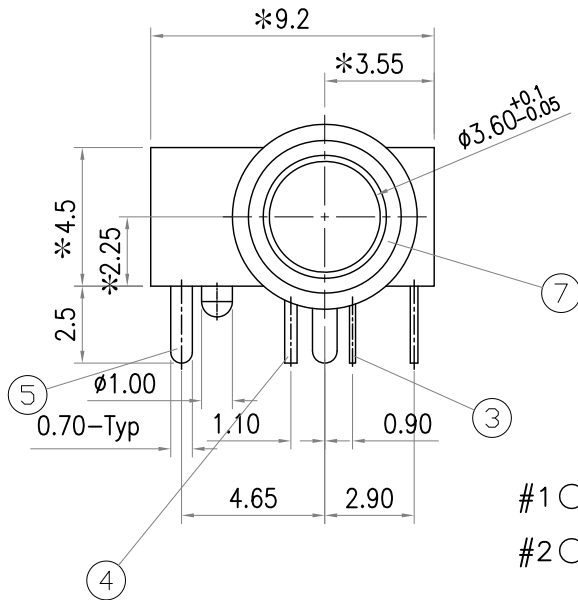
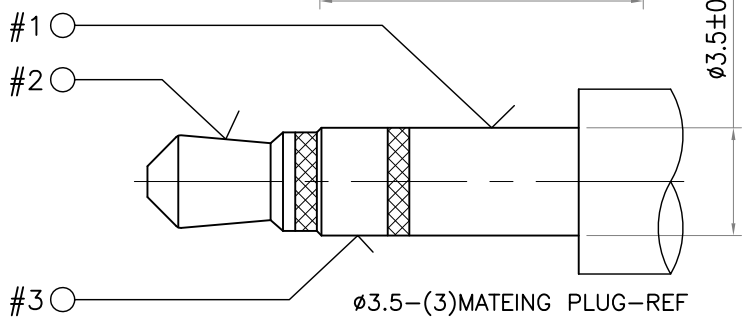


*: INDICATES THE KEY DIMENSIONS [*为重點尺寸]



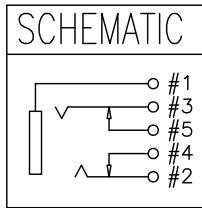
Recommend of PC Board Holes
Tolerance : ± 0.05 (Top view)



LEAD FREE

Notes:

1. Electrical Characteristics:
 - 1-1. Rating : DC 30V 0.5 A ;
 - 1-2. Contact Resistance: 30mΩ Max.(Initial),
Between plug and contact 100mΩ Max;
(Final) After Life test: $\leq 60\text{m}\Omega$;
 - 1-3. Dielectric Withstanding Voltage: 500V AC for One Minute ;
 - 1-4. Insulation Resistance: 100MΩ Min. Measured By 500 VDC;
2. Mechanical Characteristics:
 - 2-1. Plug Insertion Force 0.3~3.0Kgf (initial),
0.3~3.0Kgf (Final) life test;
 - 2-2. Plug Extraction Force: 0.3~3.0Kgf (initial),
0.3~3.0Kgf (Final) life test;
3. Durability Test: 5,000 Cycles min;
4. Operating temperature: -25°C ~ +70°C;
5. Soldering Heat Resistance Wave soldering 230°C ;
6. Plug Interface Dimensions Conform To EIAJ RC-5325A Spec;
7. Packaging: Bag;



7	AXIS SUPPORT	1	COPPER ALLOY	Ni PLATED
6	CONTACT FOOT	1	C5191	MB:Ni Ag PLATED
5	CONTACT FOOT	1	C5191	MB:Ni Ag PLATED
4	CONTACT FOOT	1	C2680	MB:Ni Ag PLATED
3	CONTACT FOOT	1	C2680	MB:Ni Ag PLATED
2	SPRING PIECE	1	C5191	MB:Ni Ag PLATED
1	HOUSING	1	PBT	UL-94V0 (BLACK)
LTR	PART NAME	QTY	MATERIAL	REMARK

-TOLERANCES- UNLESS OTHERWISE SPECIFIED 公差		Singatron Enterprise Co., Ltd.			
X.X ±0.30	X.X' ±3'	TITLE	MINIATURF JACK		
X.XX ±0.25	X.XX' ±1'	DWN	HULUN2002.11.13	PART NO. 2SJ-W035-26A	
X.XXX ±0.20		CHKD	BAO WEI 2002.11.13	SCALE 1:1	UNIT: mm
		APVD	JACKY 2002.11.13	SIZE: A3	SHEET: 1 OF 1
				REV: 001	
				CUSTOMER COPY	