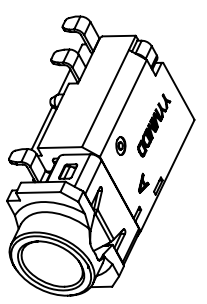
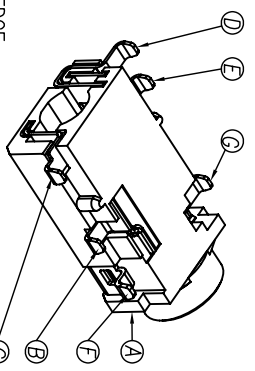
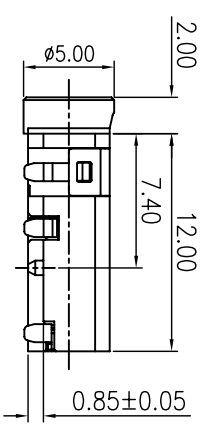
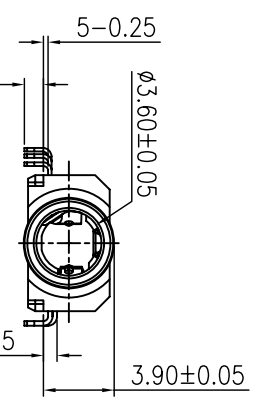


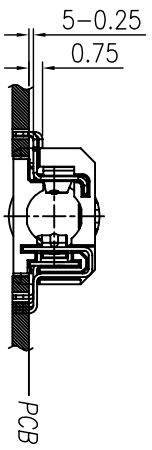
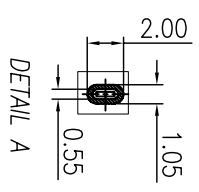
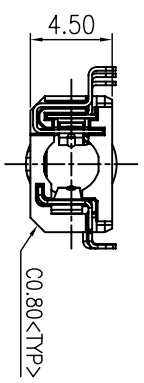
REV.	ECN NO OR DESCRIPTION	REVISED	DATE
A	INITIAL RELEASE	胡重煥	2009.10.12



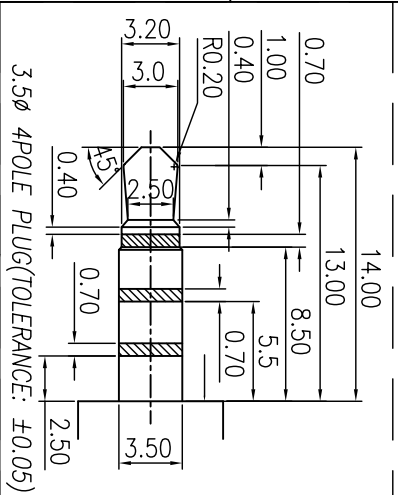
SPECIFICATIONS:

- ELECTRICAL CHARACTERISTICS:**
 - 1-1. RATING: 12V 1A
 - 1-2. CONTACT RESISTANCE: 30mΩ(MAX)(BEFORE)
 - 1-3. DIELECTRIC VOLTAGE WITHSTAND: 500V AC FOR ONE MINUTE
 - 1-4. INSULATION RESISTANCE: 100MΩ(MIN. MEASURED BY 500 VDC)
- MECHANICAL CHARACTERISTICS:**
 - 2-1. INSERTED FORCE : 3.0 KGF MAX.
 - 2-2. WITHDRAWAL FORCE : 0.3~3.0 KGF
3. LIFE TEST: 10,000 CYCLES MIN.
4. TO CONFORM TO THE SINGATRON HSF SPECIFICATION.
6. HALOGEN FREE PRODUCT IDENTIFICATION MARK:
7. HALOGEN FREE PRODUCT IDENTIFICATION LABEL ON PACKAGING:
7. FOR LEAD-FREE PROCESS.
8. PACKAGING IN Tape & Reel.
9. PRINTED DATE CODE "YYMMDD" ON TOP OF CONNECTOR.

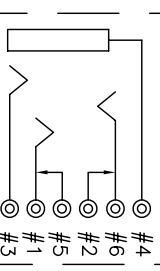
YYMMDD DD: DAY MM: MONTH YY: YEAR



RECOMMENDED P.C.B. LAYOUT
TOP VIEW (TOLERANCE: ±0.05)



SCHEMATIC



NO	DESCRIPTION	QTY	MATERIAL	PLATING & COLOR
A	BODY	1	LCP+GF30% UL 94V-0	LINE(577C)
B	SHUNT-A	1	COPPER ALLOY 0.2t	AuI~3u", Ni60u Min.
C	RING-A	1	COPPER ALLOY 0.2t	AuI~3u", Ni60u Min.
D	SHUNT-B	1	PHOSPHOR BRONZE 0.2t	AuI~3u", Ni60u Min.
E	TIP	1	COPPER ALLOY 0.2t	AuI~3u", Ni60u Min.
F	EARTH	1	PHOSPHOR BRONZE 0.25t	AuI~3u", Ni50u Min.
G	RING-B	1	PHOSPHOR BRONZE 0.2t	AuI~3u", Ni50u Min.

UNLESS OTHERWISE SPECIFIED TOLERANCES

DECIMALS:	ANGLES:
X : ±0.5	X : ±2°
X.X : ±0.3	X.X : ±1°
X.XX : ±0.2	

Singatron Enterprise Co., Ltd.
信登企業股份有限公司

TITLE	Ø3.5 PHONE JACK
DWN	胡重煥
CHKD	劉木達
APVD	羅又生
PART NO.	2S12289-003111
SCALE	3:1
UNIT:	mm
SHEET:	10F1
REV:	A

CUSTOMER COPY