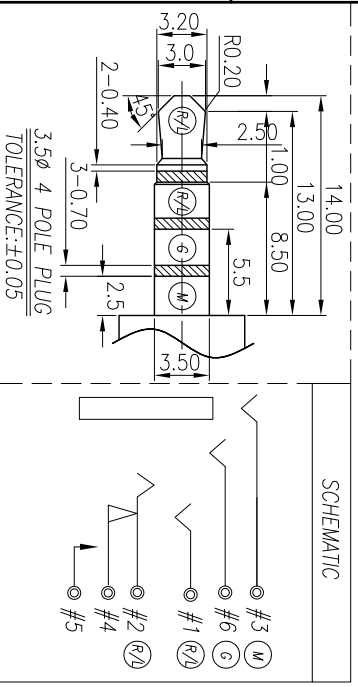
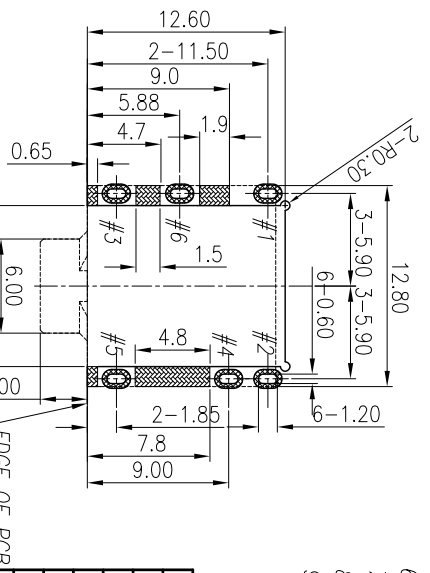
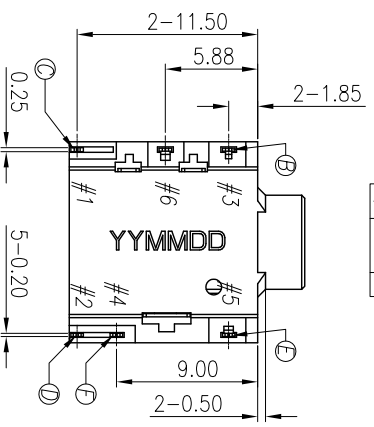
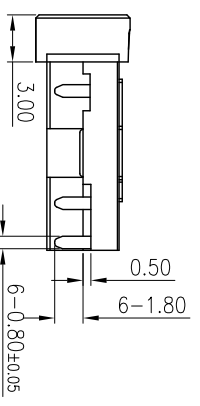
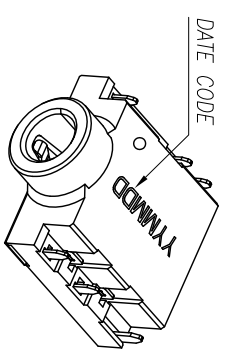
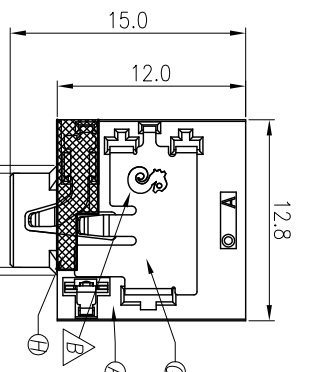


REV.	ECN NO OR DESCRIPTION	REVISED	DATE
A	PDR NO:110328-6A	BILLY	2011.08.15
B	ECN:C110322 ADD "SINGATRON" LOGO	Longjiang	2011.10.13



RECOMMENDED P.C.B. LAYOUT T=1.20
TOP VIEW (TOLERANCE: ±0.05)

SPECIFICATIONS:

- ELECTRICAL CHARACTERISTICS:
 - RATING: 12V AC, 1A DC.
 - CONTACT RESISTANCE: 50m Ω MAX.
 - DIELECTRIC WITHSTANDING VOLTAGE: 500V AC FOR ONE MINUTE.
 - INSULATION RESISTANCE: 100MΩ MIN. MEASURED BY 500 VDC.
- MECHANICAL CHARACTERISTICS:
 - INSERTION FORCE : 0.4~3.0 KGf
 - WITHDRAWAL FORCE : 0.3~2.0 KGf
- LIFE TEST: 5,000 CYCLES MIN.
- OTHER GENERAL SPEC. TO REFER "2SJ2285 SERIES SPEC".
- TO CONFORM TO THE SINGATRON HAZARDOUS SUBSTANCE FREE SPEC.
- HALOGEN FREE PRODUCT IDENTIFICATION MARK ON JACK. ©
- HALOGEN FREE PRODUCT IDENTIFICATION LABEL ON PACKAGING.
- FOR REFLOW SOLDERING LEAD-FREE PROCESS.
- PACKAGING: TAPE&REEL



NO	DESCRIPTION	QTY	MATERIAL	PLATING & COLOR
A	BODY	1	HIGH TEMP.THERMOPLASTIC UL 94V-0	BLACK
B	EARTH	1	COPPER ALLOY 0.20T	Gold Flash
C	TIP	1	COPPER ALLOY 0.25T	Gold Flash on contact and solder tail, all over Nickel Plated.
D	RING	1	COPPER ALLOY 0.20T	Gold Flash
E	MAKE TERMINAL	1	COPPER ALLOY 0.20T	Gold Flash
F	TRANSFER TERMINAL	1	COPPER ALLOY 0.20T	Gold Flash on contact and solder tail, all over Nickel Plated.
G	SHIELD	1	COPPER ALLOY 0.20T	Gold Flash on contact all over Nickel Plated.
H	MYLAR	1	MYLAR 0.075T	

UNLESS OTHERWISE SPECIFIED TOLERANCES	ANGLES:
DECIMALS: ±0.5	X: ±2°
X.X: ±0.3	X.X: ±1'
X.XX: ±0.2	

TITLE	3.5Ø PHONE JACK
DWN	Longjiang
CHKD	ZZ
APVD	WJ
PART NO. 2SJ2326-009111F	
SCALE 3:1	
UNIT: mm	
SIZE: A3	
SHEET: 10F1	
REV: B	

信音企業股份有限公司
SINGATRON Enterprise Co., Ltd.

CUSTOMER COPY