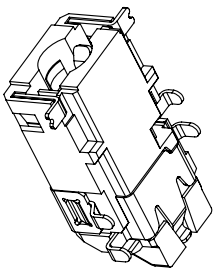
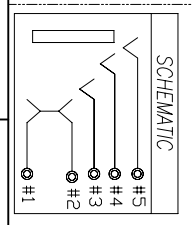
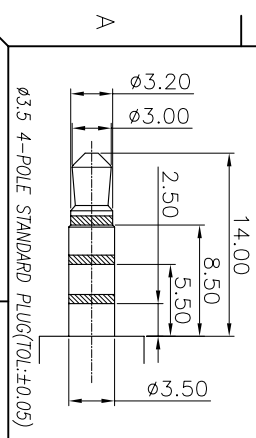


RECOMMENDED P.C.B. LAYOUT T=1.20
TOP VIEW (TOLERANCE: ±0.05)
Stand-Off area



- SPECIFICATIONS:**
- ELECTRICAL CHARACTERISTICS:**
 - 1-1. RATING: 12V 1A
 - 1-2. CONTACT RESISTANCE: 30mΩ MAX (INITIAL)
 - 1-3. DIELECTRIC WITHSTANDING VOLTAGE: 500V AC FOR ONE MINUTE.
 - 1-4. INSULATION RESISTANCE: 100MΩ MIN. MEASURED BY 500 VDC
 - MECHANICAL CHARACTERISTICS:**
 - 2-1. INSERTION FORCE : 0.3~3.0 Kgf .
 - 2-2. WITHDRAWAL FORCE : 0.3~3.0 Kgf .
 3. LIFE TEST: 5,000 CYCLES .
 4. OTHER GENERAL SPEC. TO REFER "2SU2400-000111F SPEC".
 5. TO CONFORM TO SINGATRON HAZARDOUS SUBSTANCE FREE SPEC.
 6. HALOGEN FREE PRODUCT IDENTIFICATION MARK: ◎
 7. HALOGEN FREE PRODUCT IDENTIFICATION LABEL ON PACKAGING:
 8. FOR REFLOW SOLDERING LEAD-FREE PROCESS.
 9. PACKAGING: TAPE & REEL.

NO	DESCRIPTION	QTY	MATERIAL	PLATING & COLOR
F	TIP-B SPRING	1	COPPER ALLOY 0.25t	
E	TIP-A SPRING	1	COPPER ALLOY 0.2t	Gold Flash On Contact Area & Solder tail, All over Nickel Plated
D	RING-A	1	COPPER ALLOY 0.2t	
C	RING-B	1	COPPER ALLOY 0.2t	
B	EARTH	1	COPPER ALLOY 0.2t	
A	BODY	1	HIGH TEMP. THERMOPLASTIC UL94-V0	BLACK

UNLESS OTHERWISE SPECIFIED TOLERANCES

DECIMALS:	ANGLES:
X : ±0.5	X : ±2°
X.X : ±0.3	X.X : ±1°
X.XX : ±0.2	

TITLE	DATE	REV. NO.	SCALE	UNIT	SHEET	REV. A
Ø3.5 PHONE JACK	2012/05/06	2SU2400-000111F	5:1	mm	10F1	

CUSTOMER COPY

Singatron Enterprise Co., Ltd.
信亨企業股份有限公司

