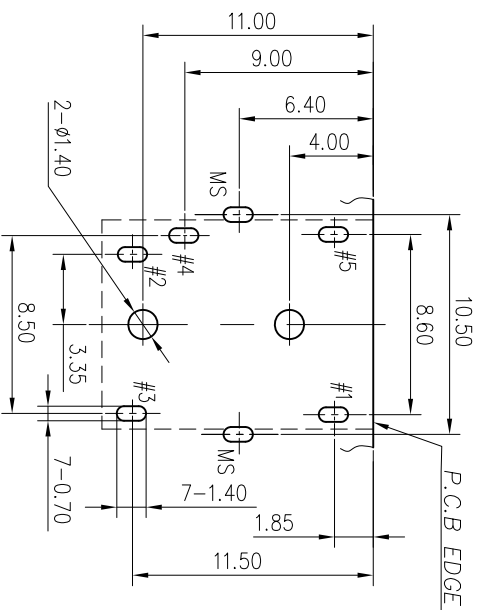
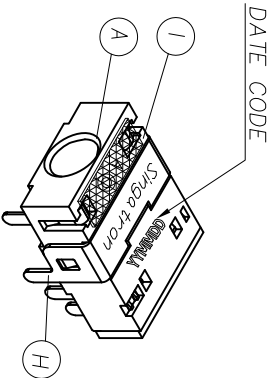
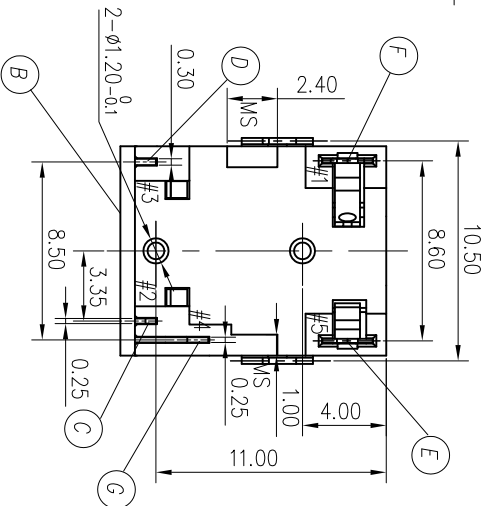


(SOLDERING TAIL)



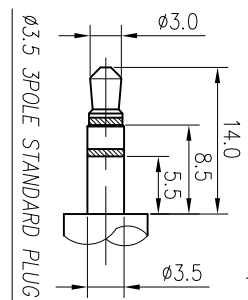
RECOMMENDED PCB LAYOUT
TOP VIEW (TOLERANCE: ±0.05)



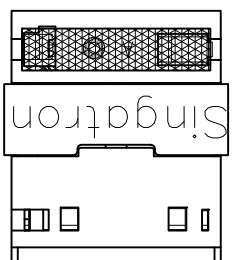
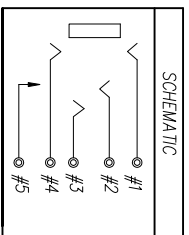
DATE CODE

- SPECIFICATIONS:
- ELECTRICAL CHARACTERISTICS:
 - 1-1. RATING: 12V 1A
 - 1-2. CONTACT RESISTANCE: 30mΩ MAX(BEFORE)
 - 1-3. DIELECTRIC VOLTAGE WITHSTAND: 500V AC FOR ONE MINUTE
 - 1-4. INSULATION RESISTANCE: 100MΩ MIN. MEASURED BY 500 VDC
 - MECHANICAL CHARACTERISTICS:
 - 2-1. INSERTED FORCE : 3.5 kgf MAX.
 - 2-2. WITHDRAWAL FORCE : 0.3~4.0 kgf
 3. LIFE TEST: 5,000 CYCLES MIN.
 4. PACKING: TAPE & REEL
 5. TO CONFORM TO THE "SE-01-001" & "ROHS DIRECTIVE"
 6. HALOGEN FREE PRODUCT IDENTIFICATION MARK ON PRODUCT:
 7. HALOGEN FREE PRODUCT IDENTIFICATION LOGO ON PACKAGING:
 8. FOR LEAD-FREE PROCESS.

REV.	ECN NO OR DESCRIPTION	REVISED	DATE
A	PDR NO: T110726-5A	Owen	2012.03.15
B	ECN NO: S120436	Angus	2012.05.03
C	ECN NO: S121032	Angus	2013.01.04



RECOMMEND MATING PLUG
1/2 SCALE



I	MYLAR FILM	1	N/A	N/A
H	SHIELDING	1	COPPER ALLOY	N/A
G	EARTH SPRING-A	1	PHOSPHOR BRONZE	GOLD FLASH ON CONTACT
F	EARTH SPRING-B	1	PHOSPHOR BRONZE	AREA MATE Sn120u" ON
E	EARTH TERMINAL	1	PHOSPHOR BRONZE	SOLDER AREA IN 50u" OVER ALL
D	TIP SPRING	1	PHOSPHOR BRONZE	
C	RING SPRING	1	PHOSPHOR BRONZE	
B	CASE	1	HIGH TEMP THERMOPLASTIC UL 94V-0	BLACK
A	BODY	1	HIGH TEMP THERMOPLASTIC UL 94V-0	BLACK
NO	DESCRIPTION	QTY	MATERIAL	PLATING & COLOR

UNLESS OTHERWISE SPECIFIED TOLERANCES

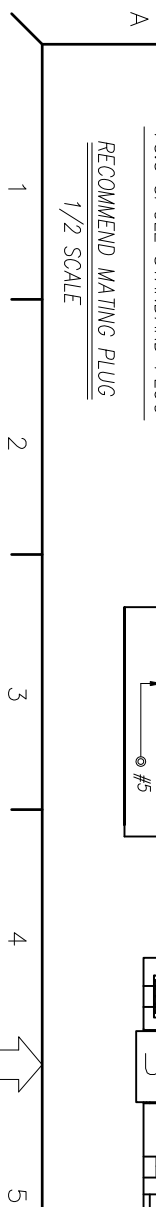
Singatron Enterprise Co., Ltd.
信音企業股份有限公司

03.5 PHONE JACK

DECIMALS: ANGLES:
X : ±0.5 X : ±12°
X.X : ±0.3 X.X : ±1°
X.XX : ±0.2

TITLE	PART NO.	UNIT	SCALE	SHEET	REV.
DWN	Angus	mm	4/1	1 OF 1	C
CHKD	Tom	mm	4/1	1 OF 1	C
APVD	Max	mm	4/1	1 OF 1	C

CUSTOMER COPY



6

7

8