

REV.	ECN NO OR DESCRIPTION	REVISED	DATE
A	PDR NO: T100806-6A/6B	BOYE.QI	2011.01.28
B	ECN NO: S120938	Jerry-M	2013.01.29
C	ECN NO: S140534	ANDY	2014.06.17

# SPECIFICATIONS:

- INSULATION RESISTANCE BETWEEN ANY ADJACENT OPEN CIRCUIT TERMINAL SHELL NOT BE LESS THAN 100M MEASURED BY 500 VDC MEGGER.
- CONTACT RESISTANCE: 50mΩ MAX.
- INSULATION VOLTAGE WITHSTAND: 500V AC FOR ONE MINUTE.
- UNLESS OTHERWISE SPECIFIED, TEST IS TO BE MADE AT 5-35°C IN TEMPERATURE AND 45-85% IN HUMIDITY. BUT, IF ANY VAGUE DATA IS OCCURED ON TEST RESULT, ANOTHER TEST SHALL BE MADE AT 20°C±2°C IN TEMP., 60-70% IN HUMIDITY.
- LIFE TEST: 5,000 CYCLES MIN.
- INSERTION FORCE: 0.3 - 3Kg.
- WITHDRAWAL FORCE: 0.3 - 2Kg.
- AFTER LIFE TEST, CONTACT RESISTANCE: 60mΩ MAX.
- AFTER HUMIDITY TEST, INSULATION RESISTANCE: 50MΩ MIN.
- MARKING: MARK "S" ON TOP OF CONNECTOR.
- PACKING : TAPE & REEL.
- TO CONFORM TO SINGATRON HAZARDOUS SUBSTANCE FREE SPEC.
- HALOGEN FREE PRODUCT IDENTIFICATION MARK ON JACK:
- HALOGEN FREE PRODUCT IDENTIFICATION LABEL ON PACKAGING:

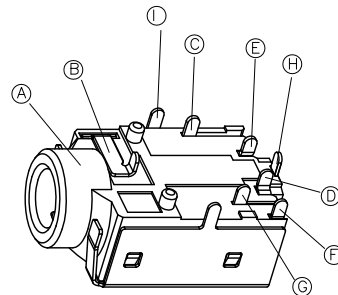
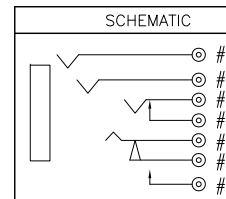
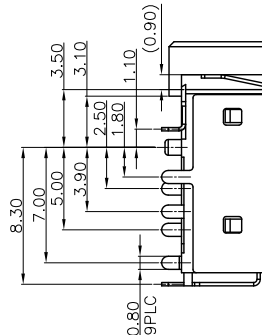
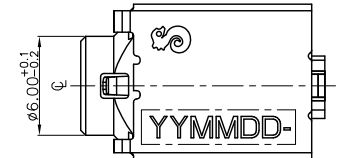
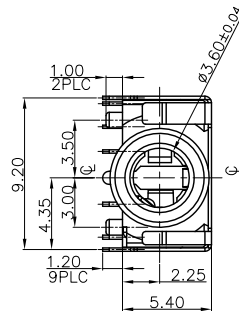
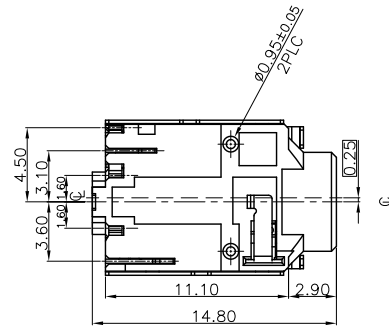
TABLE 1:

P/N	PLATING
2SJ3015-004111	GOLD FLASH ON CONTACT AREA; 120uin Sn ON SOLDER; ALL OVER 50u" Ni.
2SJ3015-005111	30uin Au ON CONTACT AREA; 120uin Sn ON SOLDER; ALL OVER 50u" Ni.

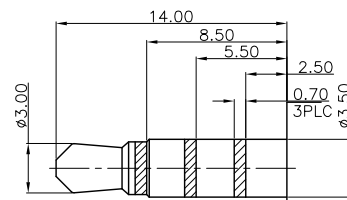
TABLE 2:

P/N	PLATING
2SJ3015-004111	GOLD FLASH PLATING ALL OVER 50uin Nickel Plating.
2SJ3015-005111	30uin FLASH PLATING ALL OVER 50uin Nickel Plating.

NO	DESCRIPTION	QTY	MATERIAL	PLATING & COLOR
I	SHIELDING	1	PHOSPHOR BRONZE 0.2t	Ni 60uin MIN.
H	EARTH-B	1	PHOSPHOR BRONZE 0.2t	SEE TABLE 1
G	TRANSFER TERMINAL	1	PHOSPHOR BRONZE 0.2t	GOLD FLASH ON CONTACT AREA; 120uin Sn ON SOLDER; ALL OVER 50u" Ni.
F	BREAK TERMINAL	1	PHOSPHOR BRONZE 0.2t	Ag 20uin over Ni 60uin
E	SHUNT TERMINAL-A	1	BRASS 0.25t	SEE TABLE 1
D	RING SPRING	1	PHOSPHOR BRONZE 0.2t	SEE TABLE 2
C	TIP SPRING	1	PHOSPHOR BRONZE 0.25t	
B	EARTH-A	1	COPPER ALLOY 0.2t	
A	BODY	1	HIGH TEMP.THERMOPLASTIC UL 94V-0	BLACK COLOR
UNLESS OTHERWISE SPECIFIED TOLERANCES		Singatron Enterprise Co., Ltd. 信音企業股份有限公司		
DECIMALS: ANGLES:		TITLE: <b>Ø3.50 AUDIO JACK</b>		
X	:±0.5	X	:±2°	DWN ANDY PART NO. 2SJ3015-004111/005111
X.X	:±0.3	X.X	:±1°	CHKD CERRY SCALE:4:1 UNIT: mm
X.XX	:±0.2	APVD MAX	SIZE: A3	SHEET:1 OF 1 REV: C
CUSTOMER COPY				



3D VIEW



RECOMMENDED PLUG  
4-POLE

RECOMMENDED PCB LAYOUT(TOP VIEW)  
(TOLERANCE: ±0.05)