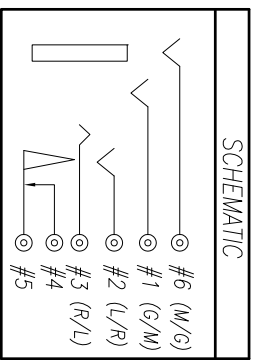


RECOMMEND PCB LAYOUT(T=1.00mm)
TOP VIEW (TOLERANCE:±0.05)

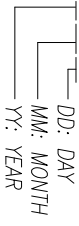
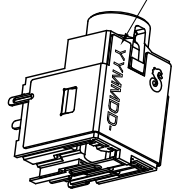
RECOMMENDED PLUG
Ø3.5 4 POLE(TOLERANCE:±0.05)



SPECIFICATIONS:

- INSULATION RESISTANCE BETWEEN ANY ADJACENT OPEN CIRCUIT TERMINAL SHELL NOT BE LESS THAN 100MΩ MEASURED BY 500 VDC MEGGER.
- CONTACT RESISTANCE: 30mΩ MAX.
- INSULATION VOLTAGE WITHSTAND:500V AC FOR ONE MINUTE.
- UNLESS OTHERWISE SPECIFIED TEST IS TO BE MADE AT 5-35°C IN TEMPERATURE AND 45-85% IN HUMIDITY. BUT IF ANY VAGUE DATA IS OCCURED ON TEST RESULT, ANOTHER TEST SHALL BE MADE AT 20°C±2°C IN TEMP., 60-70% IN HUMIDITY.
- LIFE TEST: 5,000 CYCLES MIN.
- INSERTION FORCE: 0.4 - 3KGF.
- WITHDRAWAL FORCE: 0.3 - 2KGF.
- AFTER LIFE TEST, CONTACT RESISTANCE: 60mΩ MAX.
- AFTER HUMIDITY TEST, INSULATION RESISTANCE: 50MΩ MIN.
- MARKING: MARK "S" ON TOP OF CONNECTOR.
- PACKAGING : TAPE & REEL.
- TO CONFORM TO SINGATRON HAZARDOUS SUBSTANCE FREE SPEC
- HALOGEN FREE PRODUCT IDENTIFICATION MARK ON PRODUCT: (S)
- HALOGEN FREE PRODUCT IDENTIFICATION LOGO ON PACKAGING: (S)
- DATE CODE DEFINATION: YYMMDD

DATE CODE



H	SHIELDING	1	BRASS 0.2t	Ni 60 u" Min.
G	EARTH-B	1	PHOSPHOR BRONZE 0.2t	
F	TRANSFER TERMINAL	1	PHOSPHOR BRONZE 0.2t	Au 1u" Min On Contact Area;
E	BREAK TERMINAL	1	PHOSPHOR BRONZE 0.2t	Matte Tin 100u" Min On Solder;
D	RING SPRING	1	PHOSPHOR BRONZE 0.2t	All Over Ni 60u" Min.
C	EARTH-A	1	PHOSPHOR BRONZE 0.2t	
B	TIP SPRING	1	PHOSPHOR BRONZE 0.25t	Ag 20u" Min.
A	BODY	1	HIGH THERMOPLASTIC UL 94V-0	BLACK
	DESCRIPTION	QTY	MATERIAL	PLATING & COLOR

DECIMALS:	ANGLES:
X : ±0.5	X : ±2°
X.X : ±0.3	X.X : ±1'
X.XX : ±0.2	

TITLE	Ø3.5 PHONE JACK
DWN	Cerry
CHKD	Tom
APVD	Tony
PART NO.	2SJ3020-007111F
SCALE:	4/1 UNIT: mm
SIZE:	A3
SHEET:	1 OF 1
REV:	A

Singatron Enterprise Co., Ltd.
信 普 企 業 股 份 有 限 公 司

CUSTOMER COPY

REV.	ECN NO OR DESCRIPTION	REVISED	DATE
A	PDR NO.:T110412-2A	Cerry	2011.11.28