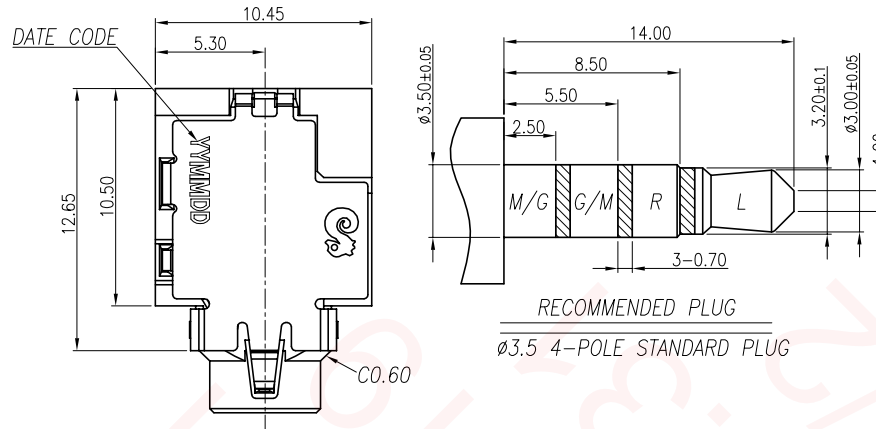


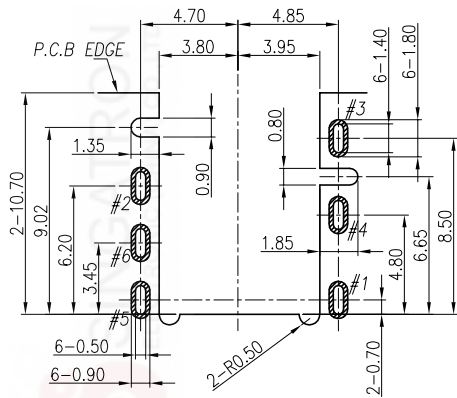
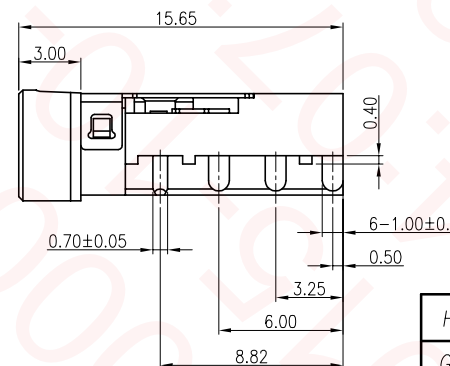
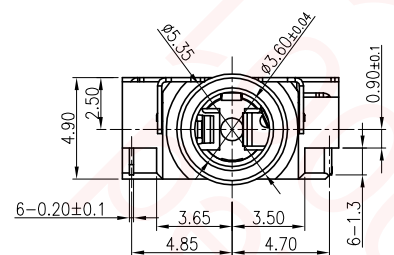
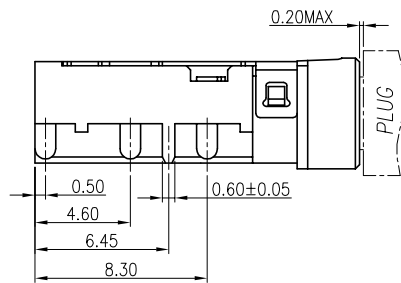
REV.	ECN NO OR DESCRIPTION	REVISED	DATE
A	PDR NO: T150727-5A	Julia	2015.09.28



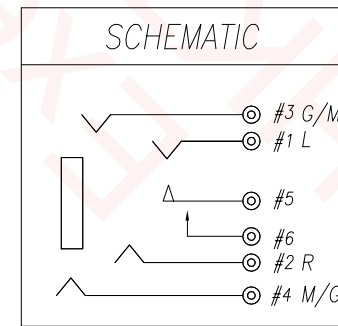
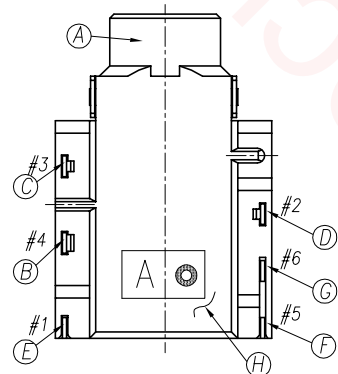
RECOMMENDED PLUG  
Ø3.5 4-POLE STANDARD PLUG



#### SPECIFICATIONS:

1. INSULATION RESISTANCE BETWEEN ANY ADJACENT OPEN CIRCUIT TERMINAL SHELL NOT BE LESS THAN 100MΩ MEASURED BY 500VDC.
2. CONTACT RESISTANCE: 50mΩ MAX(INITIAL).
3. INSULATION VOLTAGE WITHSTAND:500V AC FOR ONE MINUTE.
4. UNLESS OTHERWISE SPECIFIED. TEST IS TO BE MADE AT 5-35°C IN TEMPERATURE AND 45-85% IN HUMIDITY. BUT,IF ANY VAGUE DATA IS OCCURED ON TEST RESULT, ANOTHER TEST SHALL BE MADE AT 20°C±2°C IN TEMP., 60-70% IN HUMIDITY.
5. LIFE TEST: 5,000 CYCLES MIN.
6. INSERTION FORCE: INITIAL 0.30-3.0Kgf ,AFTER DURABILITY 0.3Kgf Min;
7. WITHDRAWAL FORCE: INITIAL 0.30-3.0 Kgf, AFTER DURABILITY 0.3Kgf Min;
8. AFTER LIFE TEST, CONTACT RESISTANCE: 100mΩ MAX.
9. AFTER HUMIDITY TEST, INSULATION RESISTANCE: 50MΩ MIN.
10. MARKING: MARK "S" ON TOP OF CONNECTOR.
11. PACKAGING : TAPE & REEL.
12. TO CONFORM TO SINGATRON HAZARDOUS SUBSTANCE FREE SPEC.
13. HALOGEN FREE PRODUCT IDENTIFICATION MARK ON PRODUCT:
14. HALOGEN FREE PRODUCT IDENTIFICATION LOGO ON PACKAGING:



RECOMMENDED PCB LAYOUT  
TOP VIEW ; TOL.±0.05



H	SEPARATOR	1	HIGH TEMP.THERMOPLASTIC UL 94V-0	BLACK
G	MAKE TERMINAL	1	PHOSPHOR BRONZE 0.2t	GOLD FLASH ON CONTACT AREA, GOLD FLASH ON SOLDER TAIL, ALL OVER Ni 50 u" Min.
F	TRANSFER TERMINAL	1	PHOSPHOR BRONZE 0.2t	
E	TIP SPRING	1	PHOSPHOR BRONZE 0.2t	GOLD FLASH ON CONTACT AREA; Matte Sn120u"Min. ON SOLDER AREA ALL OVER 50u" Ni.
D	RING A	1	PHOSPHOR BRONZE 0.2t	
C	RING B	1	PHOSPHOR BRONZE 0.2t	
B	EARTH	1	PHOSPHOR BRONZE 0.2t	Matte Sn120u"Min. ON SOLDER AREA ALL OVER 50u" Ni.
A	BODY	1	HIGH TEMP.THERMOPLASTIC UL 94V-0	BLACK
NO	DESCRIPTION	QTY	MATERIAL	PLATING & COLOR
UNLESS OTHERWISE SPECIFIED TOLERANCES		 Singatron Enterprise Co., Ltd. 信音企業股份有限公司		
DECIMALS:      ANGLES:		TITLE	3.5Ø PHONE JACK	
X        :±0.5	X        :±2°	DWN	Julia	PART NO. 2SJ3080-094111F
X.X      :±0.3	X.X     :±1°	CHKD	Bruce	SCALE 4:1 UNIT: mm 
X.XX    :±0.2		APVD	Lussen	SIZE: A3 SHEET:1 OF 1 REV: A
CUSTOMER COPY				