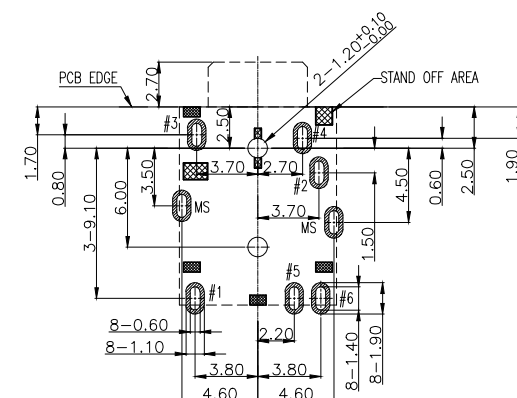
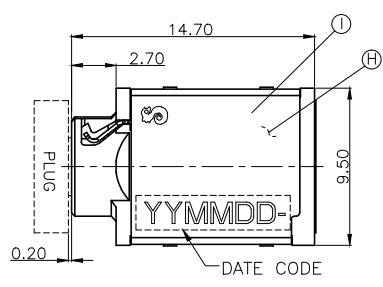
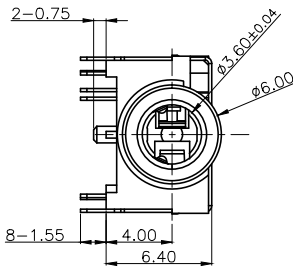
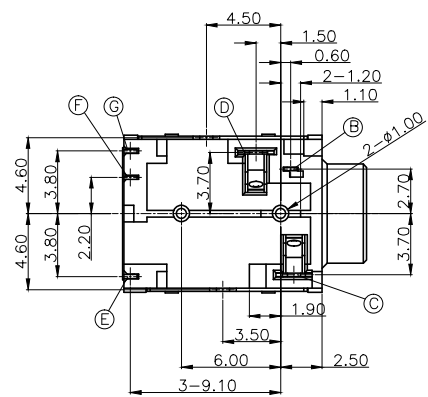
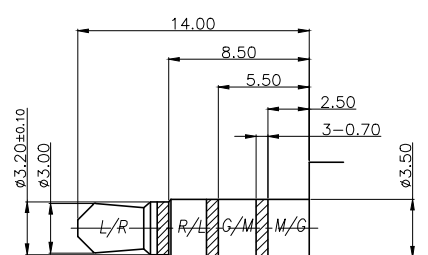
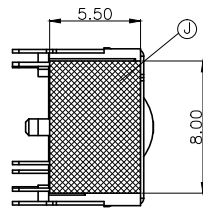
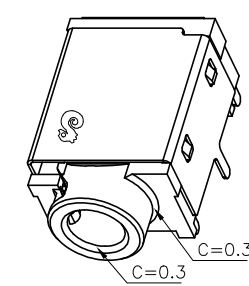
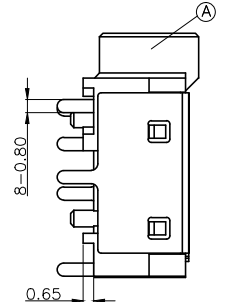


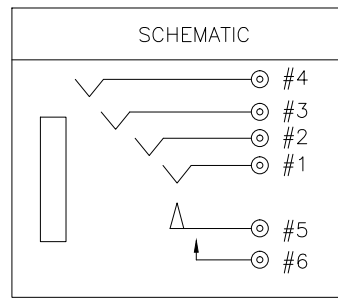
REV.	ECN NO OR DESCRIPTION	REVISED	DATE
A	PDR NO: T140331-8A	ROBIN	2014.06.09



RECOMMENDED PCB LAYOUT(TOP VIEW)
(TOLERANCE: ±0.05)



RECOMMENDED PLUG(±0.05)
Ø3.5 4-POLE STANDARD PLUG



- SPECIFICATIONS:
- INSULATION RESISTANCE BETWEEN ANY ADJACENT OPEN CIRCUIT TERMINAL SHELL NOT BE LESS THAN 100MΩ MEASURED BY 500 VDC.
 - CONTACT RESISTANCE: 50mΩ MAX.
 - INSULATION VOLTAGE WITHSTAND:500V AC FOR ONE MINUTE.
 - UNLESS OTHERWISE SPECIFIED. TEST IS TO BE MADE AT 5-35°C IN TEMPERATURE AND 45-85% IN HUMIDITY. BUT,IF ANY VAGUE DATA IS OCCURED ON TEST RESULT, ANOTHER TEST SHALL BE MADE AT 20°C±2°C IN TEMP., 60-70% IN HUMIDITY.
 - LIFE TEST: 5,000 CYCLES.
 - INSERTION FORCE: 0.3 - 3.0Kg.
 - WITHDRAWAL FORCE: 0.3 - 3.0Kg.
 - AFTER LIFE TEST, CONTACT RESISTANCE: 100mΩ MAX.
 - AFTER HUMIDITY TEST, INSULATION RESISTANCE: 50MΩ MIN.
 - MARKING: MARK "S" ON TOP OF CONNECTOR.
 - PACKAGING : TAPE & REEL.
 - TO CONFORM TO SINGATRON HAZARDOUS SUBSTANCE FREE SPEC.
 - HALOGEN FREE PRODUCT IDENTIFICATION MARK ON JACK:
 - HALOGEN FREE PRODUCT IDENTIFICATION LABEL ON PACKAGING:

J	MYLAR	1	MYLAR 0.075t	TRANSPARENT
I	SHELL	1	COPPER ALLOY, 0.2t	NICKEL 60u" MIN. PLATING.
H	SEPERATE	1	HIGH TEMP.THERMOPLASTIC UL 94V-0	BLACK
G	MAKE TERMINAL	1	COPPER ALLOY, 0.2t	GOLD FLASH ON CONTACT AREA, MATTE TIN 120u" ON SOLDER TAIL, ALL OVER NICKEL 50u" MIN. PLATING.
F	TRANSFER TERMINAL	1	COPPER ALLOY, 0.2t	GOLD FLASH ON CONTACT AREA, ALL OVER NICKEL 50u" MIN. PLATING.
E	TIP SPRING	1	COPPER ALLOY, 0.25t	
D	RING-A	1	COPPER ALLOY, 0.2t	GOLD FLASH ON CONTACT AREA, MATTE TIN 120u" ON SOLDER TAIL, ALL OVER NICKEL 50u" MIN. PLATING.
C	RING-B	1	COPPER ALLOY, 0.2t	
B	EARTH	1	COPPER ALLOY, 0.2t	
A	BODY	1	HIGH TEMP.THERMOPLASTIC UL 94V-0	BLACK
NO	DESCRIPTION	QTY	MATERIAL	PLATING & COLOR

UNLESS OTHERWISE SPECIFIED TOLERANCES		Singatron Enterprise Co., Ltd. 信音企業股份有限公司	
DECIMALS:	ANGLES:	TITLE	
X :±0.5	X :±2°	Ø3.50 AUDIO JACK	
X.X :±0.3	X.X :±1°	DWN	ROBIN PART NO. 2SJ3082-031111F
X.XX :±0.2		CHKD	Bruce SCALE:4:1 UNIT: mm
		APVD	Lussen SIZE: A3 SHEET:1 OF 1 REV: A
CUSTOMER COPY			