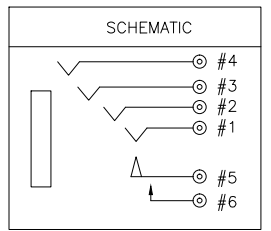
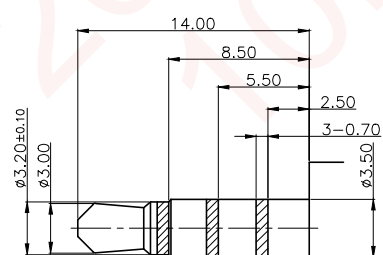
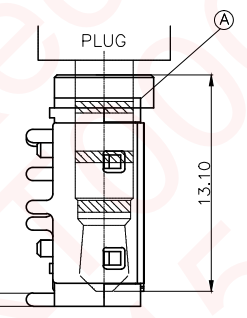
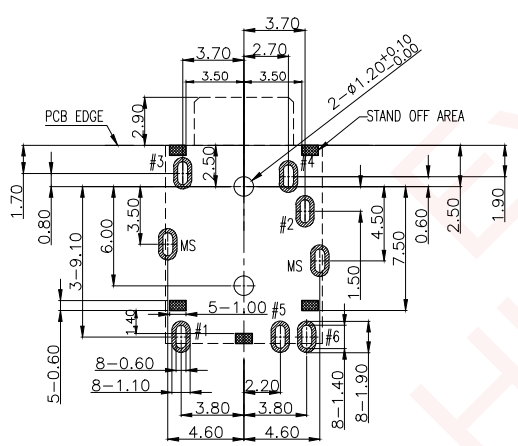
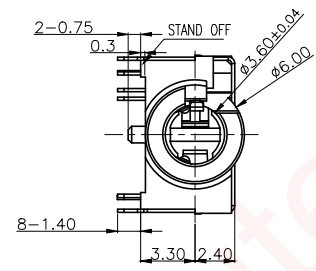
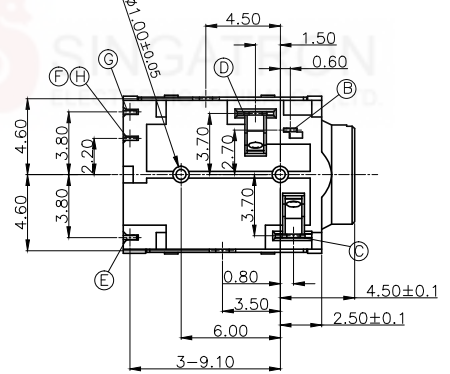


REV.	ECN NO OR DESCRIPTION	REVISED	DATE
A	PDR NO: T141120-3A	Danfeng	2015.09.29



- SPECIFICATIONS:
- INSULATION RESISTANCE BETWEEN ANY ADJACENT OPEN CIRCUIT TERMINAL SHELL NOT BE LESS THAN 100MΩ MEASURED BY 500 VDC.
  - CONTACT RESISTANCE: 50mΩ MAX.
  - INSULATION VOLTAGE WITHSTAND:500V AC FOR ONE MINUTE.
  - UNLESS OTHERWISE SPECIFIED. TEST IS TO BE MADE AT 5-35°C IN TEMPERATURE AND 45-85% IN HUMIDITY. BUT,IF ANY VAGUE DATA IS OCCURED ON TEST RESULT, ANOTHER TEST SHALL BE MADE AT 20°C±2°C IN TEMP., 60-70% IN HUMIDITY.
  - LIFE TEST: 5,000 CYCLES.
  - INSERTION FORCE: 0.3 - 3.0Kg.
  - WITHDRAWAL FORCE: 0.3 - 3.0Kg.
  - AFTER LIFE TEST, CONTACT RESISTANCE: 60mΩ MAX.
  - AFTER HUMIDITY TEST, INSULATION RESISTANCE: 50MΩ MIN.
  - MARKING: MARK "S" ON TOP OF CONNECTOR.
  - PACKING : TAPE & REEL.
  - TO CONFORM TO SINGATRON HAZARDOUS SUBSTANCE FREE SPEC.
  - HALOGEN FREE PRODUCT IDENTIFICATION MARK ON JACK:
  - HALOGEN FREE PRODUCT IDENTIFICATION LABEL ON PACKAGING:

NO	DESCRIPTION	QTY	MATERIAL	PLATING & COLOR
I	SHELL	1	C5210, 0.2t	NICKEL 60u" MIN. PLATING.
H	SEPERATER	1	LCP UL 94V-0	BLACK
G	MAKE TERMINAL	1	C5210, 0.2t	GOLD FLASH ON CONTACT AREA, MATTE TIN 120u" ON SOLDER TAIL, ALL OVER NICKEL 50u" MIN.
F	TRANSFER TERMINAL	1	C5210, 0.2t	GOLD FLASH OVER ALL; ALL OVER Ni 50 u" Min.
E	TIP SPRING	1	C5210, 0.25t	
D	RING-A	1	C5210, 0.2t	Au 30u" ON CONTACT AREA, MATTE TIN 120u" ON SOLDER TAIL, ALL OVER NICKEL 50u" MIN.
C	RING-B	1	C5210, 0.2t	
B	EARTH	1	C5210, 0.2t	
A	BODY	1	PA4T UL 94V-0	BLACK

UNLESS OTHERWISE SPECIFIED TOLERANCES		Singatron Enterprise Co., Ltd. 信音企業股份有限公司	
DECIMALS:	ANGLES:	TITLE	
X :±0.5	X :±2°	Ø3.50 AUDIO JACK	
X.X :±0.3	X.X :±1°	DWN	Danfeng
X.XX :±0.2		CHKD	Bruce
		APVD	Lussen
		PART NO. 2SJ3082-052111F	
		SCALE:4:1	UNIT: mm
		SIZE: A3	SHEET:1 OF 1
			REV: A

CUSTOMER COPY