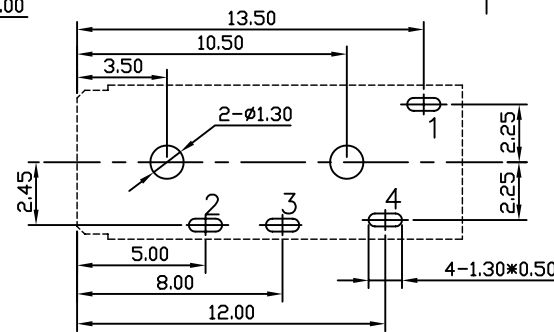
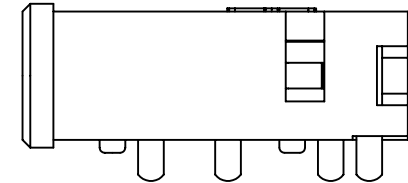
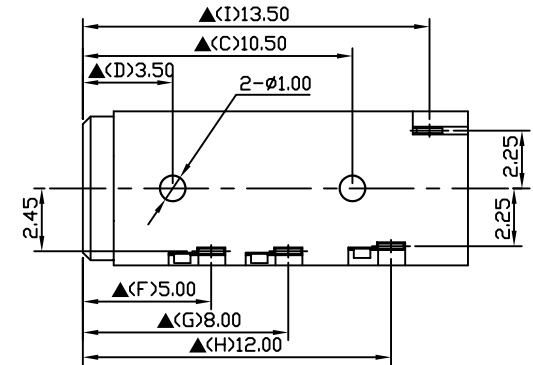
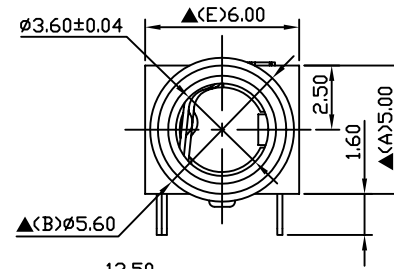
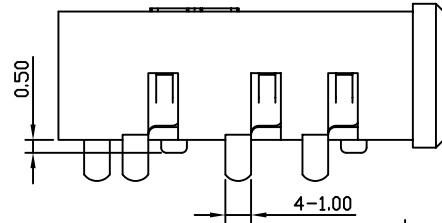
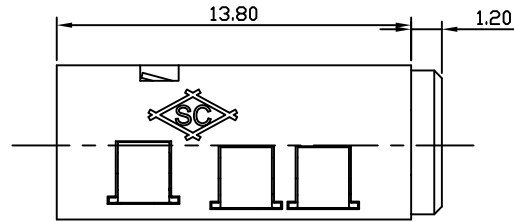
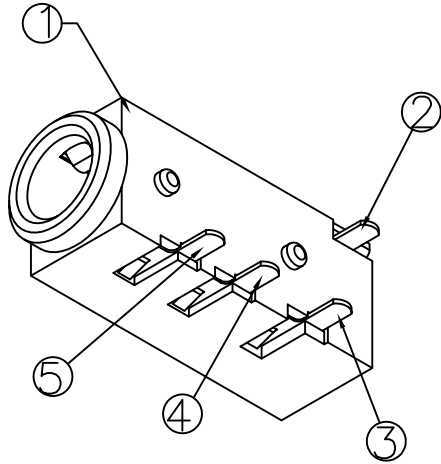


SCHEMATIC	
MODEL NO	L



Pin Hole Layout
(Jack Bottom View)

RoHS
Pb Free Process

For Reference
僅供參考

SPECIFICATIONS:
 Contact Resistance : 30m Ω max
 Insulation Resistance : 100M Ω min. at DC 500V
 Dielectric Withstand Voltage : AC 500V for one minute
 Remark: ▲: The Most Important Dimension

TOLERANCE : ± 0.3 mm UNLESS OTHERWISE SPECIFIED

5.	Break Terminal	0.2T Phosphor Bronze	1	Silver Plated
4.	Tip Spring	0.2T Phosphor Bronze	1	Silver Plated
3.	Ring Spring	0.2T Phosphor Bronze	1	Silver Plated
2.	Earth Terminal	0.2T Phosphor Bronze	1	Silver Plated
1.	Housing	PA9T	1	Black Color
NO.	Description	Material	Q'TY	Finish

Singatron Enterprise Co., Ltd.			
TITLE	3.5 ϕ PHONE JACK		
DWN	12.27.2011	PART NO. 2SJ321-P00LS0B00G	
CHKD	SCALE 1:1	UNIT: mm	
APVD	SIZE: A3	SHEET: 1 OF 1	REV: 2.0
CUSTOMER COPY			