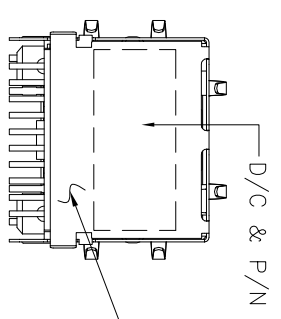
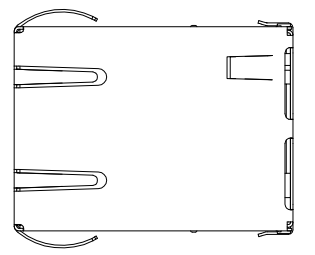


REV. ECN NO OR DESCRIPTION	REVISED	DATE
A PDR RELEASE	EVEN	2017.09.18



PART NO.
2TJ1575-031211F

LED CODE
0: L:GREEN / R:YELLOW

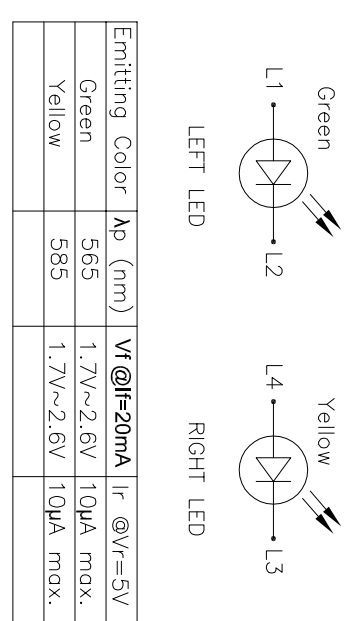
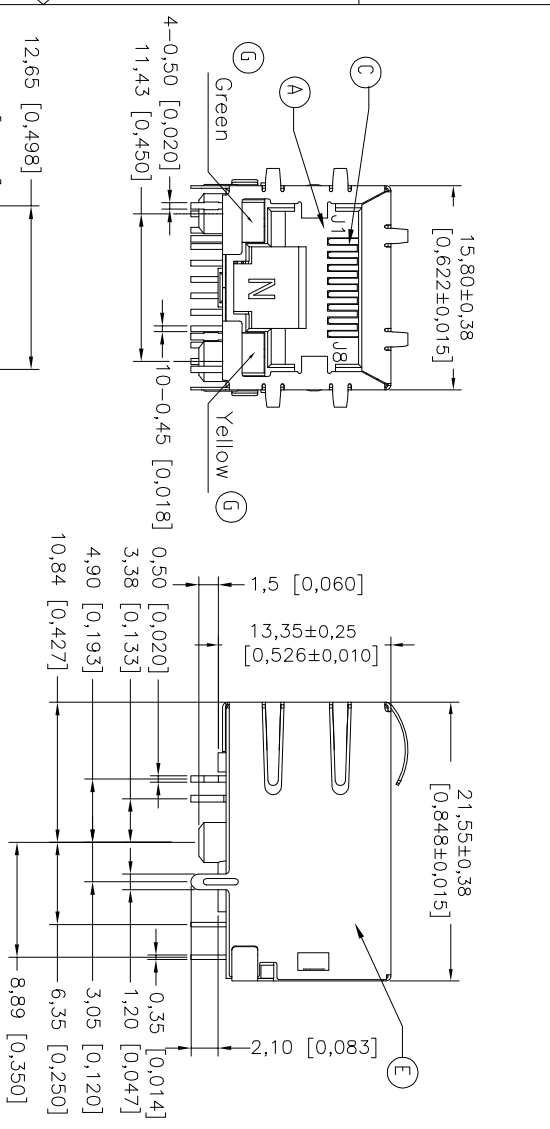
SHELL & CONTACT Tail
3: 2.1mm

SUFFIX: HALOGEN FREE

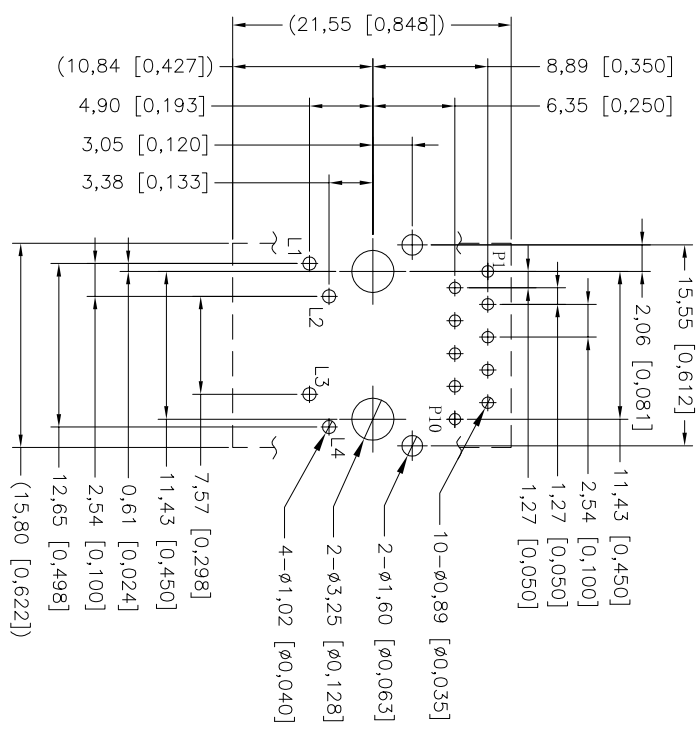
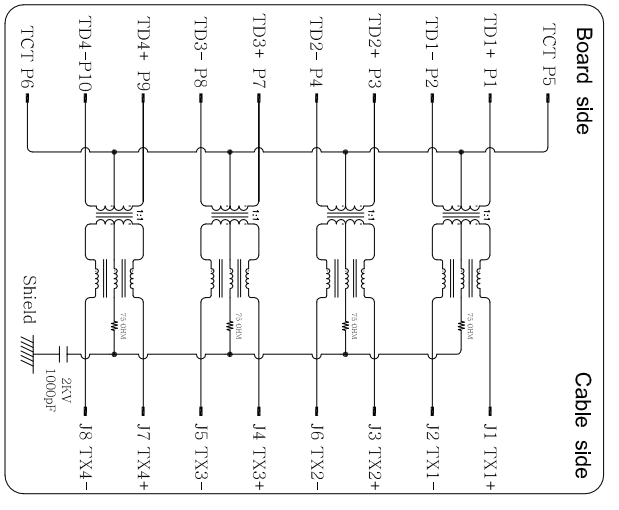
PACKAGE
1: TRAY
HOUSING COLOR
1: BLACK

CONTACT PLATING
2: GOLD FLASH ON CONTACT AREA;
TIN PLATED ON SOLDER AREA

- SPECIFICATION:
- TO CONFORM TO SINGATRON HAZARDOUS SUBSTANCE FREE SPEC.
 - GREEN PRODUCT IDENTIFICATION LABEL ON PACKAGING:
 - PACKAGE: SEE "2TJ1575-031211F SERIES" PACKAGE.
 - FOR REFLOW SOLDERING LEAD-FREE PROCESS.
 - MATES WITH MODULAR PLUG CONFORMING TO FCC PART 68, SUBPART F.
 - ELECTRICAL
 - INSULATION RESISTANCE : 500 MOHMS MIN
 - DIELECTRIC WITHSTANDING VOLTAGE : 1500 VAC FOR 1 MINUTE
 - DURABILITY TEST RATING
 - INSERTION FORCE WITH THE LATCH DEPRESSED :22N MAX
 - REMOVAL FORCE WITH THE LATCH DEPRESSED :44N MAX
 - DURABILITY :750 CYCLES
 - OPERATING AND STORAGE TEMPERATURE
 - OPERATING TEMPERATURE : -40°C TO +85°C
 - STORAGE TEMPERATURE : -40°C TO +85°C



- ELECTRICAL CHARACTERISTICS :
- INSERTION LOSS :
 - 1~100 MHZ : -1,0dB MAX.
 - 2. RETURN LOSS(LOAD 100Ω) :
 - 1~30 MHZ : -18dB MIN
 - 30~60 MHZ : -16dB MIN
 - 60~80 MHZ : -12dB MIN
 - 80~100 MHZ : -10dB MIN
 - COMMON MODE REJECTION : -30dB MIN
 - CROSS TALK : -30dB MIN
 - 1~100 MHZ : -30dB MIN
 - INDUCTANCE @ 100KHZ, 0.1V, 8MA DC BIAS : (P1-P2),(P3-P4),(P7-P8),(P9-P10) : 350 uH MIN
 - DCR : (U1-U2),(U3-U6),(U4-U5),(U7-U8) : 1.2 OHM MAX
 - HI-POT TEST
 - BOARD SIDE TO CABLE SIDE : 1500VAC 60S OR 2250VDC 60S
 - TURNS RATION 100KHZ : (P1-P2) : (U1-U2) = 1:1 ±%5
 - (P3-P4) : (U3-U6) = 1:1 ±%5
 - (P7-P8) : (U4-U5) = 1:1 ±%5
 - (P9-P10) : (U7-U8) = 1:1 ±%5
 - OTHER GENERAL SPEC. TO REFER "2TJ1575-031211F SPEC".



RECOMMENDED PCB LAYOUT
(COMPONENT SIDE VIEW)

NO	DESCRIPTION	QTY	MATERIAL	PLATING & COLOR
G	LED	2	GREEN/YELLOW	TIN PLATED
F	PCB	1		
E	SHELL	1	SUS 304-1/2H	NICKEL PLATED OVERALL. TIN PLATED ON SOLDER AREA
D	INPUT CONTACT	10	C2680	TIN PLATED
C	OUTPUT CONTACT	8	C5210	SEE PART NO.
B	CASE	1	LCP UL 94V-0	BLACK COLOR
A	HOUSING	1	LCP UL 94V-0	BLACK COLOR

UNLESS OTHERWISE SPECIFIED TOLERANCES

DECIMALS: ANGLES:

X : ±0.5 X : ±2°

X.X : ±0.3 X.X : ±1°

X.XX : ±0.2

Singatron Enterprise Co., Ltd.
信音企業股份有限公司

TITLE R445 JACK, W/LED, W/MAGNETIC, W/SHIELD, R/A, DIP TYPE

DWN ENH 2017.09.18 PART NO. 2TJ1575-031211F

CHKD ANGELA2017.09.18 SCALE:1.8/1 UNIT: mm

APVD ANGELA2017.09.18 SIZE: A3 SHEET:1 OF 1 REV: A

CUSTOMER COPY