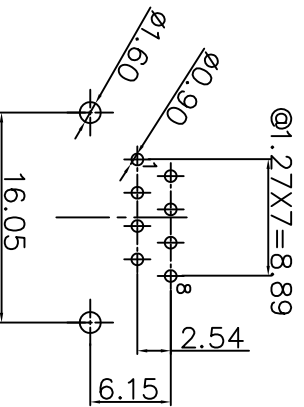
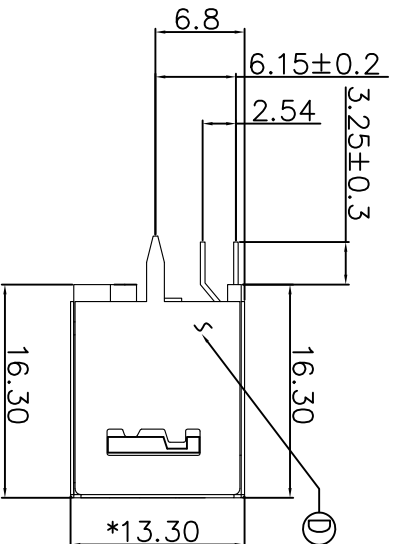
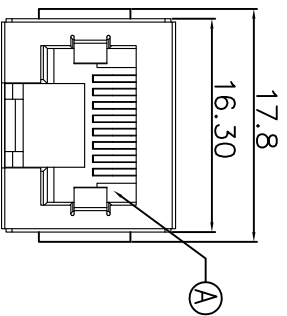
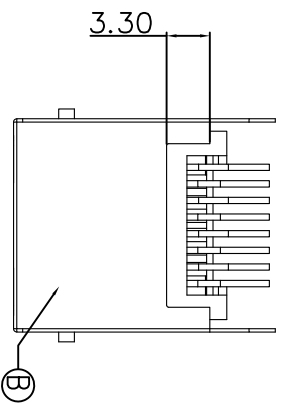


REV.	ECN NO. OR DESCRIPTION	REVISED	DATE
A	PDR RELEASE	IV-C	2013/07/30

SPECIFICATIONS:

1. VOLTAGE RATING: 125 VAC MAX.
2. CURRENT RATING: 1.5 AMP MAX.
3. CONTACT RESISTANCE: 30m OHMS MAX.
4. INSULATION RESISTANCE: 1000M OHMS MIN. AT 500 VDC.
5. DIELECTRIC WITHSTANDING VOLTAGE: 1000 VAC 60Hz 1 MINUTE.
6. DURABILITY: 1,500 CYCLES.
7. OPERATING TEMPERATURE: -40°C TO +85°C.
8. TO CONFORM TO SINGATRON HAZARDOUS SUBSTANCE FREE SPEC.
9. GREEN PRODUCT IDENTIFICATION LABEL IN PACKING: **[G.P.PASS]**
10. PACKAGE: SEE "21J1592 SERIES" PACKAGE.
11. FOR WAVE SOLDERING LEAD-FREE PROCESS.
12. MATES WITH MODULAR PLUG CONFORMING TO FCC PART 68, SUBPART F.
13. OTHER GENERAL SPEC. TO REFER "21J1592 SERIES SPEC".



PART NO. 2TJ1592-000111H

- SUFFIX: HALOGEN
- PACKAGE
- 1: TRAY
- HOUSING COLOR
- 1: BLACK
- CONTACT PLATING
- 1: 30u" Au PLATING ON CONTACT AREA, TIN PLATING ON SOLDER AREA, NICKEL UNDERPLATED OVERALL.

NO	DESCRIPTION	QTY	MATERIAL	PLATING & COLOR
E	INK			BLACK COLOR
D	INSERT	1	HIGH TEMP.THERMOPLASTIC UL 94V-0	BLACK COLOR
C	CONTACT	8	PHOSPHOR BRONZE	SEE PART NO.
B	SHIELDING	1	BRASS	NICKEL PLATING
A	HOUSING	1	HIGH TEMP.THERMOPLASTIC UL 94V-0	BLACK COLOR

UNLESS OTHERWISE SPECIFIED TOLERANCES



PC Board Layout

Component Side Shown

DECIMALS:	ANGLES:	TITLE
X : ±0.5	X : ±2°	TOP ENTRY MODULAR TELEPHONE JACK
X.X : ±0.3	X.X : ±1°	DWN #C 2013/07/30 PART NO. 2TJ1592-000111H
X.XX : ±0.2		CHKD SCALE: 2/1 UNIT: mm
		APVD ANE12013/07/30 SIZE: A3 SHEET: 1 OF 1 REV: A

CUSTOMER COPY