

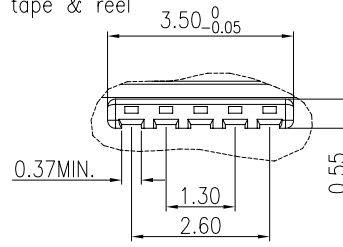
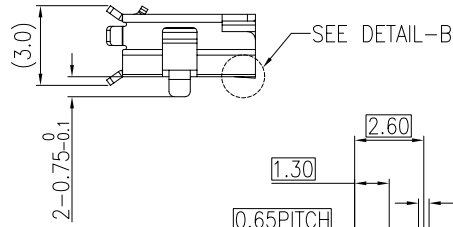
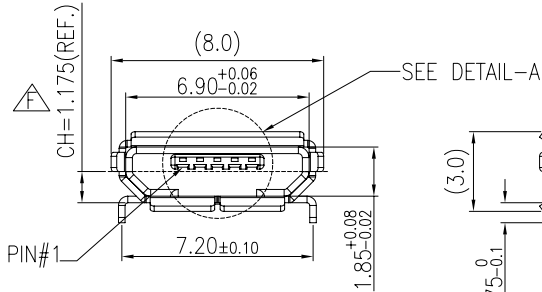
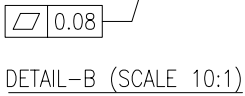
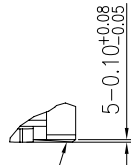
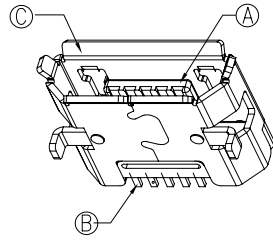
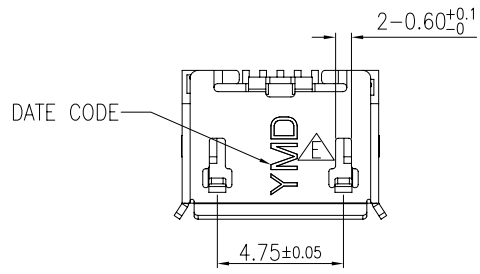


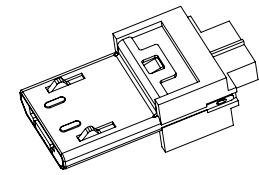
REV.	ECN NO OR DESCRIPTION	REVISED	DATE
C	ECN NO: C100355 MODIFY SPECIFICATIONS	LONGJIANG	2010.08.27
D	ECN:C110286 MODIFY WITHDRAWAL FORCE	LONGJIANG	2011.11.02
E	ECN:C120097 UPDATE DRAWING	DAOWEN	2012.05.02
F	ECN:C180050 UPDATE DRAWING	CHENEY	2018.07.27

SPECIFICATIONS:

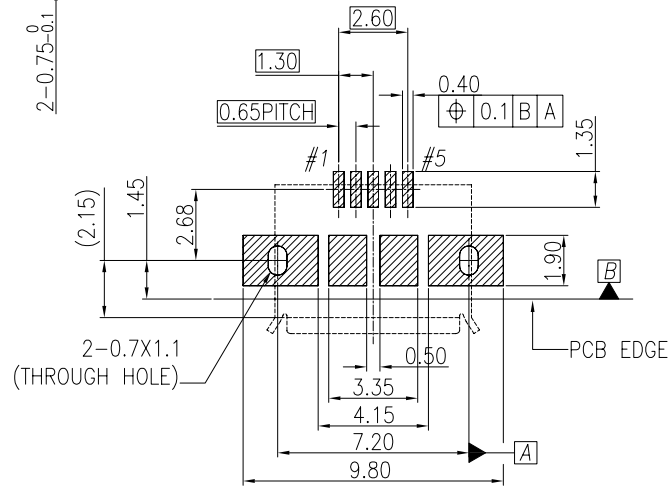
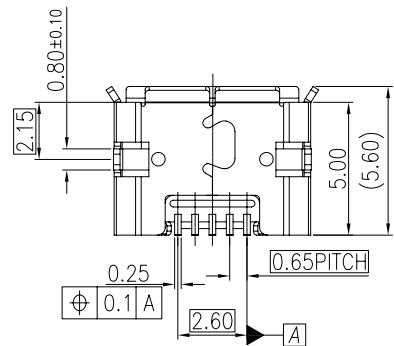
- Electrical compliance requirements:
 - Current rating: 1.8A (Pin1,5) 1A(Pin2,3,4)
 - Contact resistance :
 - Initial : 30mΩmax.
 - After 10,000 cycles : 40mΩ max.
- Mechanical compliance requirements:
 - Operation temperature range : -30°C ~ + 85°C
 - Insertion force : 3.6KGF max.
 - Withdrawal force : 0.8KGF(reference)
- Contact plating :
 - Contact area : 30u" min. Au on top of 80u" Ni.
 - Contact tail : 2u" min. Au on top of 80u" Ni.
- Lead Co-Planarity : Co-planarity of all SMT leads shall be within 0.08mm range.
- For lead free IR process .
- Date: YMD
- To conform to singatron hazardous substance free spec.
- Halogen Free Product Identification Mark On Product:  (The mark can be seen after removing shielding)
- Halogen free product identification logo on packing 
- Packaging : tape & reel



DETAIL-A (SCALE 10:1)



RECOMMEND MATING PLUG (SCALE 3:1)
P/N : 2UP1000-000111




RECOMMEND PCB LAYOUT 0.80T
TOP VIEW (TOL.±0.05mm)

C	SHELL	1	SUS 0.25T	MATT. Sn
B	CONTACT	5	COPPER ALLOY	SEE SPEC NO#3
A	BODY	1	LCP+30%GF_HF	BLACK COLOR
NO	DESCRIPTION	QTY	MATERIAL	PLATING & COLOR

UNLESS OTHERWISE SPECIFIED TOLERANCES

DECIMALS:	ANGLES:
X :±0.5	X :±2°
X.X :±0.3	X.X :±1°
X.XX :±0.2	

 Singatron Enterprise Co., Ltd. 信音企業股份有限公司	
TITLE	MICRO USB RECEPTACLE
DWN	Nanlin-Chen 18/08/15
CHKD	Qicai-Hu 18/08/15
APVD	clint-lin 18/08/15
PART NO.	2UB1000-000111
SCALE	1:1
UNIT	mm
SIZE	A3
SHEET	10F1
REV	F

CUSTOMER COPY