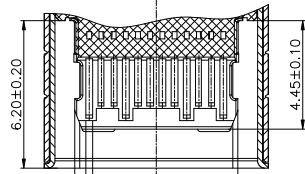
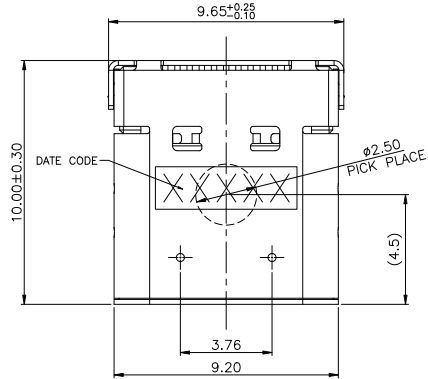
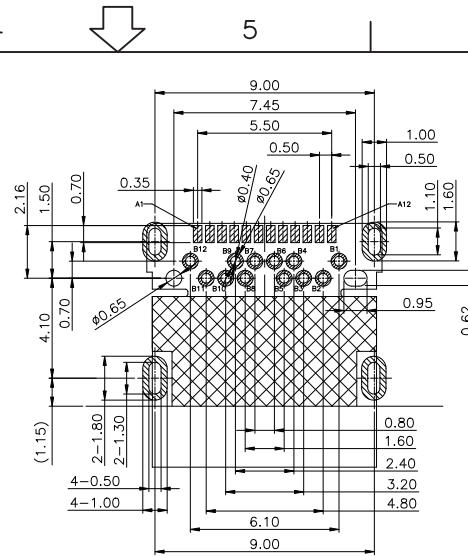




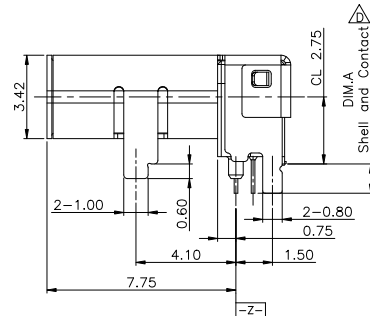
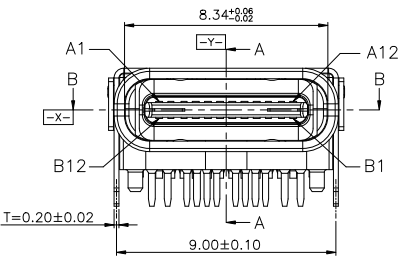
**RoHS Compliant HSF**  
2013/95/EC



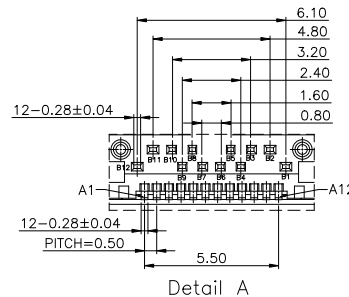
SECTION B-B



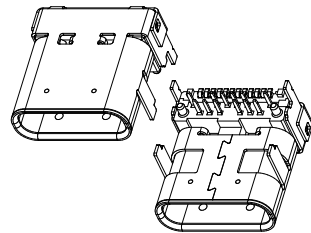
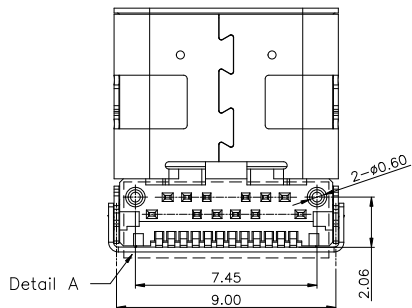
RECOMMEND P.C.B LAYOUT COMPONENT SIDE  
TOLERANCE FOR PCB LAYOUT IS ± 0.05



SECTION A-A

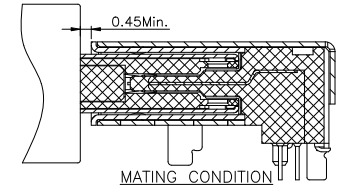


Detail A



NOTE:

- MATERIAL:
  - INSULATOR: HIGH TEMPERATURE PLASTIC UL 94 V-0; Black Color
  - CONTACT: COPPER ALLOY(T=0.15mm)
  - SHELL:STAINLESS STEEL(T=0.20mm)
  - COVER SHELL:COPPER ALLOY(T=0.20mm)
  - INNER GROUND COVER SHELL:STAINLESS STEEL(T=0.10mm)
  - MID PLATE:STAINLESS STEEL(T=0.10mm)
- ELECTRICAL CHARACTERISTICS:
  - CONTACT RESISTANCE: 40mΩ Max FOR INITIAL. 10mΩ CHANGE AFTER TEST. MEASURE AT 20mv, 100mA.
  - CONTACT CURRENT RATING: 5A FOR COLLECTIVELY POWER SUPPLY
  - DIELECTRIC WITHSTANDING VOLTAGE: 100V AC R.M.S.
  - INSULATION RESISTANCE: 100MΩ Min
  - OPERATING TEMPERATURE: -40°C ~ 85°C
- MECHANICAL CHARACTERISTICS:
  - MATING FORCE: 5~20 N.
  - UNMATED FORCE: 6~20N AFTER TEST
  - DURABILITY: 10,000 CYCLES
- PLATING
  - TERMINAL CONTACT: (SEE TAB)GOLD PLATING ON CONTACT AREA, ALL OVER 50u" Min NICKEL AND 80u"Min Matte Tin ALL OVER 50u" Min NICKEL ON SOLDER AREA
  - SHELL: 50u" Min. NICKEL ALL OVER,
  - COVER SHELL: 80u" Min. NICKEL ALL OVER,
  - INNER GROUND COVER SHELL: CLEAN
  - MID PLATE: CLEAN
- PART NUMBER: 2UB1186-32XXX-X3A
  - 1: Tray 2: Tape reel
  - 1: G/F 2: 5u" 3: 10u" 4: 15u" 5: 30u"



Pin	Signal Name	Mating Sequence	Pin	Signal Name	Mating Sequence
A1	GND	First	B12	GND	First
A2	SSTXp1	Second	B11	SSRXp1	Second
A3	SSTXn1	Second	B10	SSRXn1	Second
A4	Vbus	First	B9	Vbus	First
A5	CC1	Second	B8	SBU2	Second
A6	Dp1	Second	B7	Dn2	Second
A7	Dn1	Second	B6	Dp2	Second
A8	SBU1	Second	B5	CC2	Second
A9	Vbus	First	B4	Vbus	First
A10	SSRXn2	Second	B3	SSTXn2	Second
A11	SSRXp2	Second	B2	SSTXp2	Second
A12	GND	First	B1	GND	First
SHELL	GND		SHELL	GND	

1186-32X90-23A	1.60
1186-32X12-23A	1.20
PART NUMBER	DIM.A

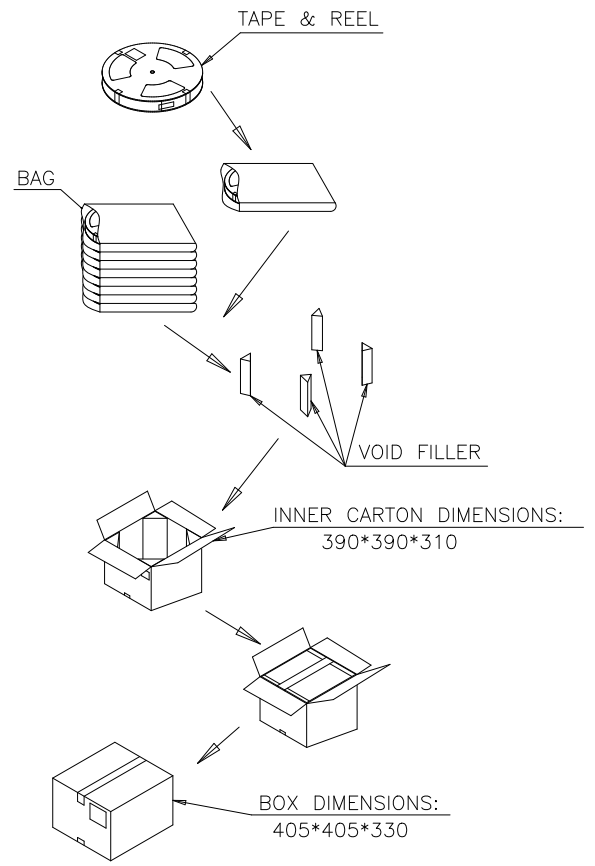
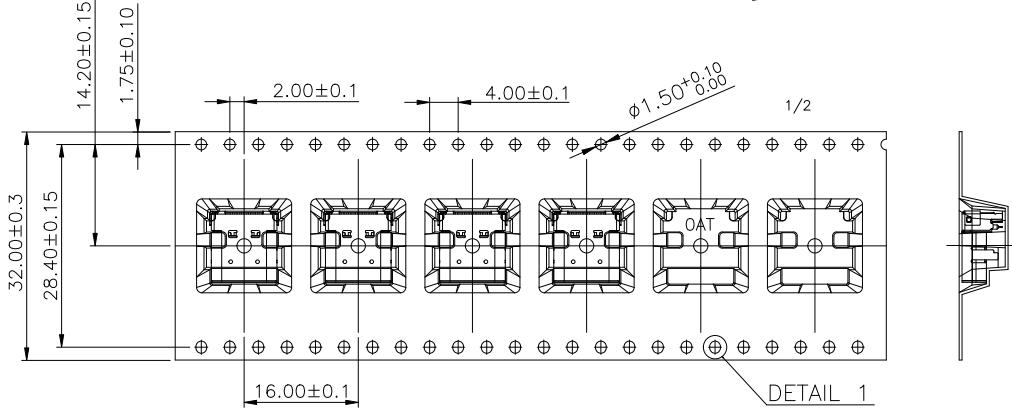
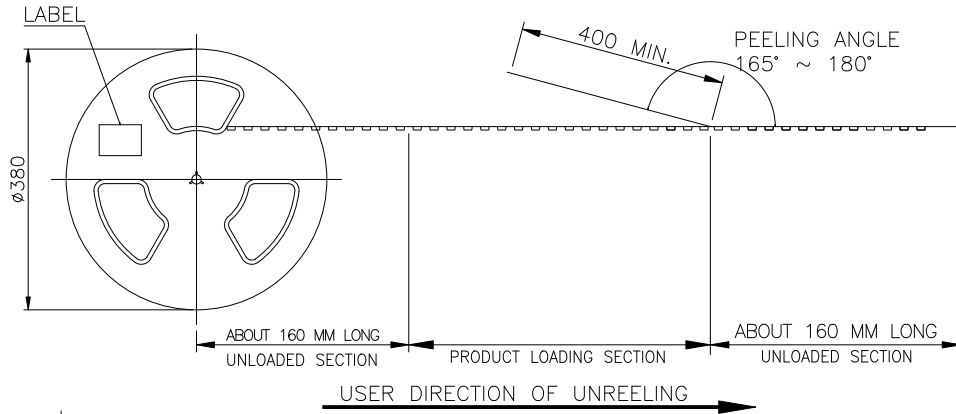
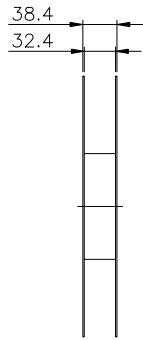
Singatron Enterprise Co., Ltd.

TITLE	USB 3.1 TYPE C FEMALE CL2.75 H4.46mm DIP TYPE		
DWN	Leiny	PART NO.	2UB1186-32X12-23A
CHKD	2015.07.29	SCALE 1:1	UNIT: mm
APVD		SIZE: A3	SHEET: 1/2
<b>CUSTOMER COPY</b>			
REV: D			

REV.	DESCRIPTION	ECN NO.	DWN.	CHK.	APVD.	DATE
D	ADD PART NUMBER		Leiny	Chain	DC	2017.09.19
C	MODIFY INNER GROUND COVER SHELL PLATING	20161110002	Leiny	Chain	DC	2016.11.10
B	MODIFY THE HOUSING STRUCTURE	20160718001	Leiny	Chain	DC	2016.07.18
A	NEW DARWING	ECN NO.	Leiny	Chain	DC	2015.07.29

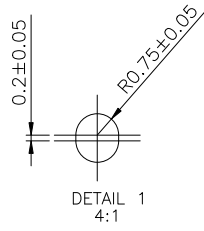
TOLERANCES UNLESS OTHERWISE SPECIFIED	
UNIT	(MM)
X.	±0.50
X.X	±0.30
X.XX	±0.20
X.XXX	±0.10
ANGEL	±2°

**Pb** Process Capable  
**RoHS Compliant** HSF  
 2013/95/EC



NOTE:  
 1.MATERIAL:  
 BOX: FIBREBOARD, CORRUGATED, DOUBLE WALL.  
 TAPE: POLYSTYRENES, HEAT-RESISTANT TEMPERATURE: 120°C, BLACK COLOR.  
 REEL: POLYSTYRENES, HEAT-RESISTANT TEMPERATURE: 70°C, BLUE COLOR.  
 BAG: POLYETHYLENE, HEAT-RESISTANT TEMPERATURE: 100°C.

2.PEELING STRENGTH: 0.1 ~ 1.3 N (10 ~ 130 GRAMS)  
 3.PEELING SPEED: 300 mm/min.  
 4.EACH BAG SHALL BE INCLUDED DESICCANT.



REV.	DESCRIPTION	ECN NO.	DWN.	CHK.	APVD.	DATE
D	ADD PART NUMBER		Leiny	Chain	DC	2017.09.19
C	MODIFY INNER GROUND COVER SHELL PLATING	20161110002	Leiny	Chain	DC	2016.11.10
B	MODIFY THE HOUSING STRUCTURE	20160718001	Leiny	Chain	DC	2016.07.18
A	NEW DARWING	ECN NO.	Leiny	Chain	DC	2015.07.29

TOLERANCES UNLESS OTHERWISE SPECIFIED	
UNIT	(MM)
X	±0.50
X.X	±0.30
X.XX	±0.20
X.XXX	±0.10
ANGEL	±2°

△ 2UB1186-32X90-23A	700	8	5600 PCS	-- KG	-- KG
2UB1186-32X12-23A	800	8	6400 PCS	-- KG	-- KG
PART NUMBER	PCS/ REEL	REELS/ CARTON	QUANTITY	GROSS WEIGHT	NET WEIGHT

Singatron Enterprise Co., Ltd.					
TITLE	USB 3.1 TYPE C FEMALE CL2.75 H4.46mm DIP TYPE				
DWN	Leiny	PART NO.	2UB1186-32X12-23A		
CHKD	2015.07.29	SCALE 1:1	UNIT: mm		
APVD		SIZE: A3	SHEET: 2/2	REV: D	
CUSTOMER COPY					