REV.	ECN NO OR DESCRIPTION	REVISED	DATE
A	PDR RELEASE	EVEN	2020.08.18

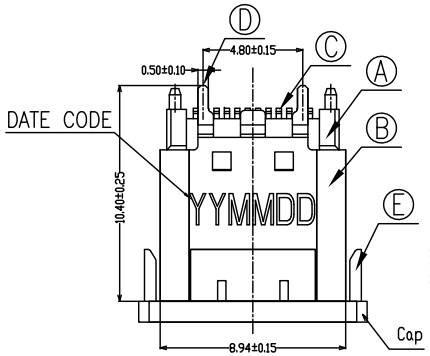

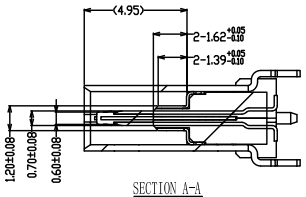

SECTION A-A
SCALE 1:1

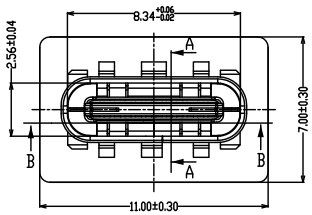

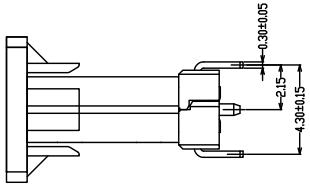

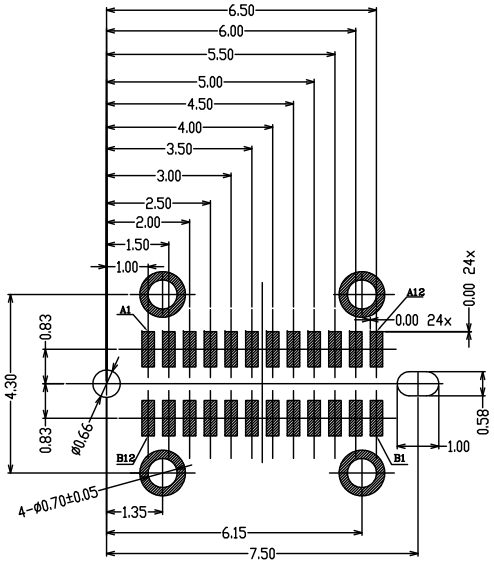

RECOMMENDED P.C.B. LAYOUT (T:1.00mm)
TOLERANCE UNSPECIFIED ±0.05mm SCALE 2:1

SPECIFICATIONS:

1. ELECTRICAL CHARACTERISTICS:
   - 1-1. RATING: 25V 5A MIN FOR VBUS;0.25A MIN FOR OTHER.
   - 1-2. CONTACT RESISTANCE: 40mΩ MAX.
   - 1-3. DIELECTRIC WITHSTANDING VOLTAGE: 500V AC FOR ONE MINUTE
   - 1-4. INSULATION RESISTANCE: 100MΩ MIN. MEASURED BY 500 VAC
2. MECHANICAL CHARACTERISTICS:
   - 2-1. INSERTION FORCE : 5~20N.
   - 2-2. WITHDRAWAL FORCE : 8~20N.
3. LIFE TEST: 10000 CYCLES .
4. OTHER GENERAL SPEC. TO REFER "2UB1782-C00111F SPEC".
5. TO CONFORM TO SINGATRON HAZARDOUS SUBSTANCE FREE SPECIFICATION
6. HALOGEN FREE PRODUCT IDENTIFICATION LOGO ON PACKAGING:
7. PACKAGE: SEE "2UB1782-C00111F" PACKAGE.
8. FOR REFLOW SOLDERING LEAD-FREE PROCESS.

PART NO.
2UB1782-C00111F

- SUFFIX: HALOGEN FREE
- PACKAGE
  1: TAPE & REEL
- HOUSING COLOR
  1: BLACK
- CONTACT PLATING

1: Au 30u" ON MATING AREA,
30u"MIN Matte Tin ON SOLDER AREA
50u" MIN. NICKEL UNDER PLATING OVERALL

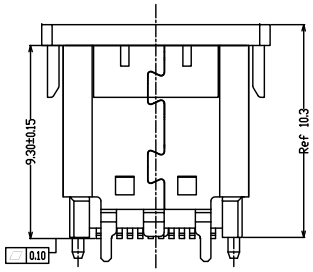

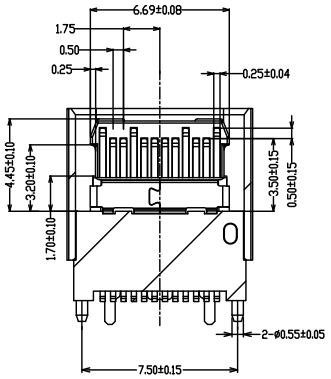

SECTION B-B
SCALE 1:1

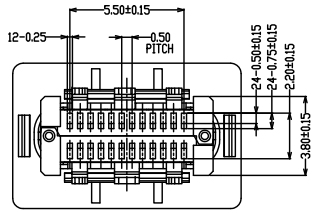

USB TYPE-C FULL-FEATURED RECEPTACLE INTERFACE PIN ASSIGNMENTS

PIN	Signal Name	Description	PIN	Signal Name	Description
A1	GND	Ground return	B12	GND	Ground return
A2	SSTXp1	Positive half of firs SuperSpeed TX differential pair	B11	SSTXp1	Positive half of firs SuperSpeed TX differential pair
A3	SSTXn1	Negative half of first SuperSpeed TX differential pair	B10	SSTXn1	Negative half of first SuperSpeed TX differential pair
A4	VBUS	Bus Power	B9	VBUS	Bus Power
A5	CC1	Configuration Channel	B8	CC1	Configuration Channel
A6	Dp1	Positive half of the USB 2.0 differential pair-Position 1	B7	Dp1	Positive half of the USB 2.0 differential pair-Position 1
A7	Dn1	Negative half of the USB 2.0 differential pair-Position 1	B6	Dn1	Negative half of the USB 2.0 differential pair-Position 1
A8	RFU1	Reserved for Future Use (RFU)	B5	RFU1	Reserved for Future Use (RFU)
A9	VBUS	Bus Power	B4	VBUS	Bus Power
A10	SSRXn2	Negative half of second SuperSpeed RX differential pair	B3	SSRXn2	Negative half of second SuperSpeed RX differential pair
A11	SSRXn2	Positive half of second SuperSpeed RX differential pair	B2	SSRXn2	Positive half of second SuperSpeed RX differential pair
A12	GND	Ground return	B1	GND	Ground return

NO	DESCRIPTION	QTY	MATERIAL	PLATING & COLOR
E	CAP	1	LCP UL 94V-0	BLACK
D	SHIELD	1	SUS304	N/A
C	CONTACT	24	C7025	SEE PART NO.
B	SHELL	1	SUS304	30u"MIN.NICKEL
A	HOUSING	2	LCP UL 94V-0	BLACK

UNLESS OTHERWISE SPECIFIED TOLERANCES

DECIMALS: X :±0.5, X.X :±0.3, X.XX :±0.2
ANGLES: X :±2°, X.X :±1°

Singatron Enterprise Co., Ltd.
信音企業股份有限公司

TITLE	USB TYPE C ,SMT TYPE		
DWN	EVEN 2020.08.18	PART NO. 2UB1782-C00111F	
CHKD		SCALE 1:1	UNIT: mm
APVD	ANGELA2020.08.18	SIZE: A3	SHEET:1 OF 1 REV:A

CUSTOMER COPY

文件編號 :RD-06-043-A