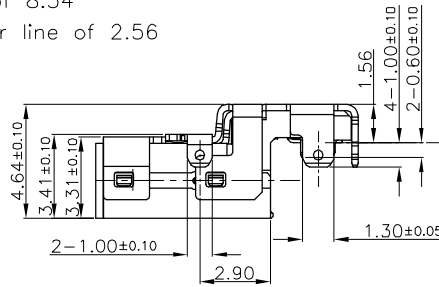
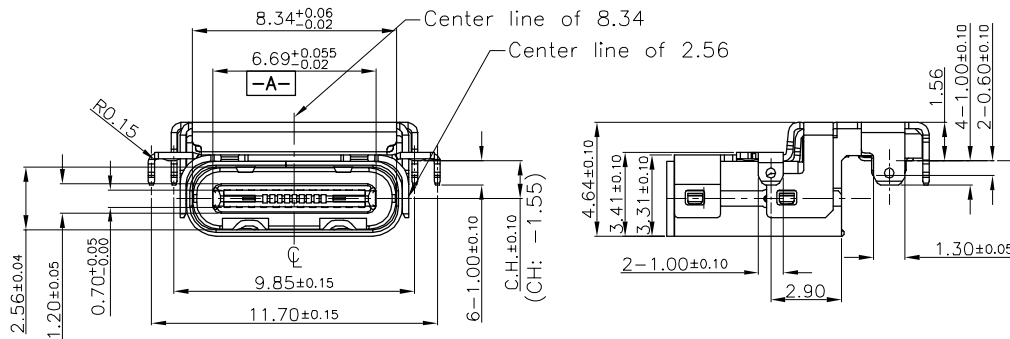
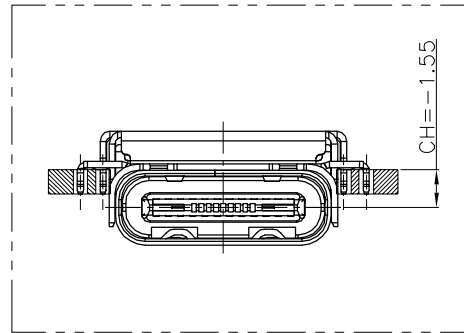
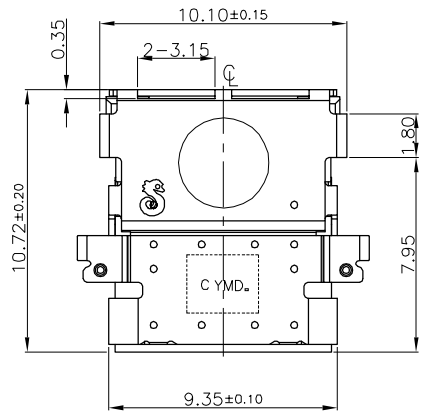
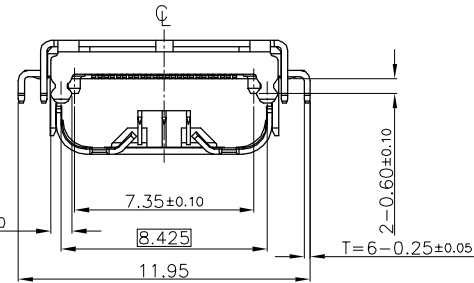


PIN ASSIGNMENT(Front)																							
A1	A2	A3	A4	A5	A6	A7	A8	A9	A10	A11	A12	B12	B11	B10	B9	B8	B7	B6	B5	B4	B3	B2	B1
GND	TX1+	TX1-	Vbus	CC1	D+	D-	SBU1	Vbus	RX2-	RX2+	GND	GND	RX1+	RX1-	Vbus	SBU2	D-	D+	CC2	Vbus	TX2-	TX2+	GND

REV.	ECN NO OR DESCRIPTION	REVISED	DATE
A	PDR NO. T221103-1A	JIANGTAO	2022.12.28



0.875±0.10



SPECIFICATIONS:

1. ELECTRICAL CHARACTERISTICS:

- 1-1. LLCR:
 - VBUS & GND PINS: 40mΩ/PIN Max.
 - OTHER PINS: 40mΩ/PIN Max.
 - LLCR Max. CHANGE OF ALL PINS: 10mΩ
- 1-2. CURRENT RATING: 3.0A Max.
- 1-3. VOLTAGE RATING: 5.0V.
- 1-4. INSULATION RESISTANCE: 100MΩ Min.
- 1-5. ENVIRONMENTAL PERFORMANCE:
 - OPERATING TEMPERATURE: -55°C~+85°C.

2. MECHANICAL CHARACTERISTICS:

- 2-1. MATING FORCE: 5~20N.
- 2-2. UNMATING FORCE: 14N~20N. After test 8N~20N.

3. LIFE TEST: 10000 CYCLES Min.

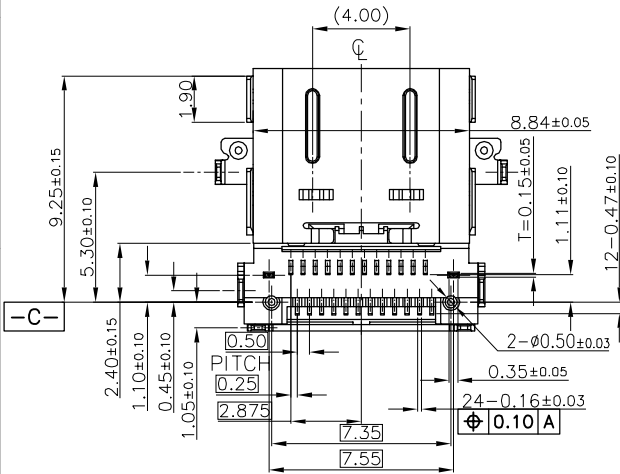
4. TO CONFORM TO SINGATRON HAZARDOUS SUBSTANCE FREE SPEC.

5. HALOGEN FREE PRODUCT IDENTIFICATION MARK ON JACK: Ⓢ

6. HALOGEN FREE PRODUCT IDENTIFICATION LABEL ON PACKAGING: Ⓢ

7. FOR REFLOW SOLDERING LEAD-FREE PROCESS.

8. SUPPORT TBT4



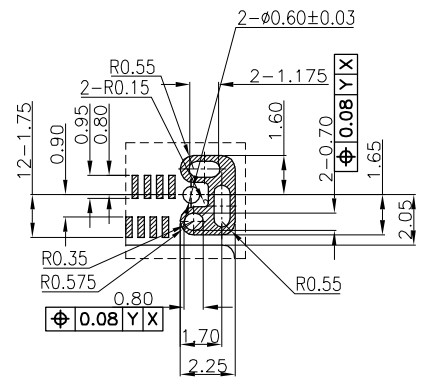
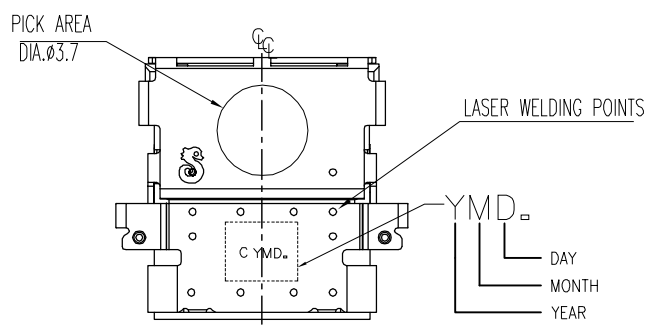
F	Latch	1	SUS301 T=0.15	N/A
E	TOP SHELL	1	STAINLESS STEEL,T=0.25	30uin Min. Solderable Nickel plating.
D	SHELL	1	STAINLESS STEEL,T=0.25	30uin Min. Solderable Nickel plating.
C	MID-GND	1	SUS301 T=0.15	N/A
B	Terminal	24	C7025-TM03,T=0.12	G/F plating on contact area, G/F plating on solder tail area, and 80uin Min. Nickel under plating.
A	BODY	1	LCP E471i UL94-V0	BLACK

NO	DESCRIPTION	QTY	MATERIAL	PLATING & COLOR
UNLESS OTHERWISE SPECIFIED TOLERANCES			Singatron Enterprise Co., Ltd. 信音企業股份有限公司	

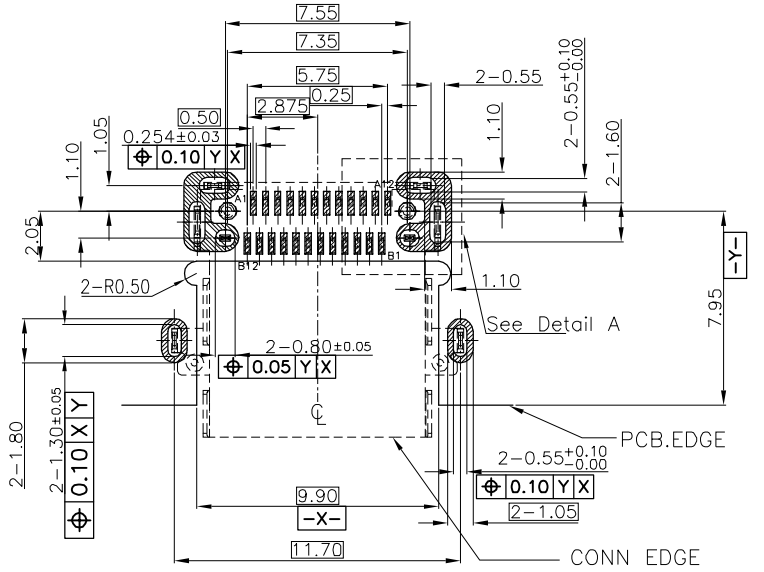
DECIMALS:	ANGLES:	TITLE	USB TYPE -C Dual SMT (C.H.=-1.55) TBT4		
X :±0.5	X :±2°	DWN	JIANGTAO	PART NO: 2UB3C39-006111F	
X.X :±0.3	X.X :±1°	CHKD	ALLEN	SCALE:4:1	UNIT: mm
X.XX :±0.2		APVD	BOYE	SIZE: A3	SHEET:1 OF 2
REV: A					
CUSTOMER COPY					

PIN ASSIGNMENT(Front)																							
A1	A2	A3	A4	A5	A6	A7	A8	A9	A10	A11	A12	B12	B11	B10	B9	B8	B7	B6	B5	B4	B3	B2	B1
GND	TX1+	TX1-	Vbus	CC1	D+	D-	SBU1	Vbus	RX2-	RX2+	GND	GND	RX1+	RX1-	Vbus	SBU2	D-	D+	CC2	Vbus	TX2-	TX2+	GND

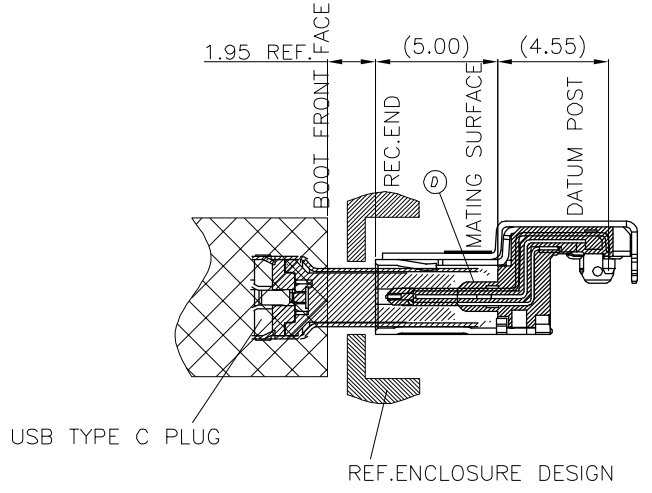
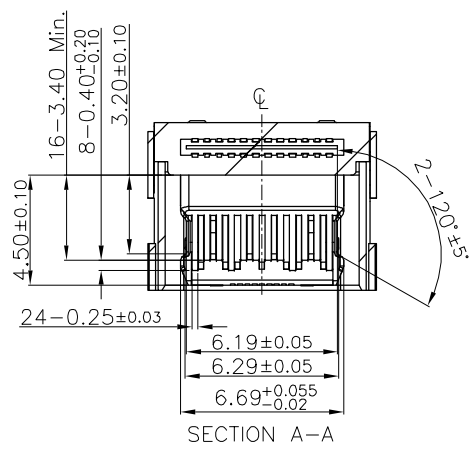
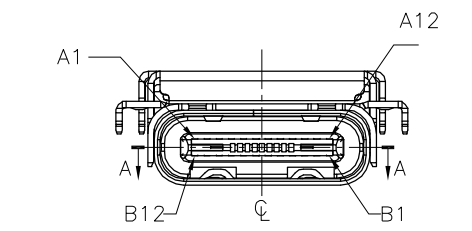
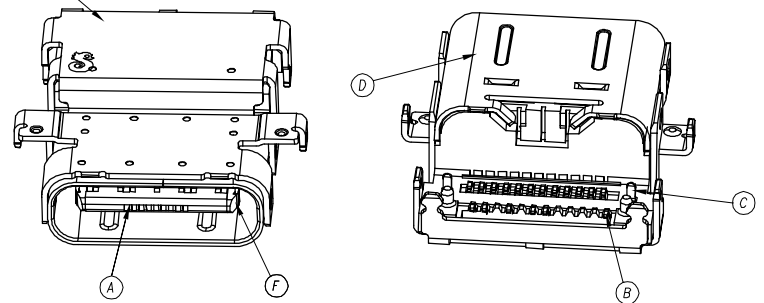
REV.	ECN NO OR DESCRIPTION	REVISED	DATE
A	PDR NO. T221103-1A	JIANGTAO	2022.12.28



DETAIL A
SCALE 2:1



RECOMMENDED P.C.B LAYOUT(TOP VIEW)
TOLERANCE: ± 0.05 (THK:1.00mm)



MATING DRAWING

NO	DESCRIPTION	QTY	MATERIAL	PLATING & COLOR
UNLESS OTHERWISE SPECIFIED TOLERANCES			Singatron Enterprise Co., Ltd. 信音企業股份有限公司	
DECIMALS:	ANGLES:	TITLE	USB TYPE -C Dual SMT (C.H.= -1.55) TBT4	
X : ± 0.5	X : $\pm 2^\circ$	DWN	JIANGTAO	PART NO: 2UB3C39-006111F
X.X : ± 0.3	X.X : $\pm 1^\circ$	CHKD	ALLEN	SCALE: 4:1 UNIT: mm
X.XX : ± 0.2		APVD	BOYE	SIZE: A3 SHEET: 2 OF 2 REV: A
CUSTOMER COPY				