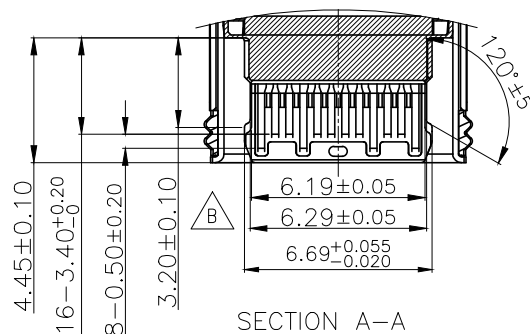
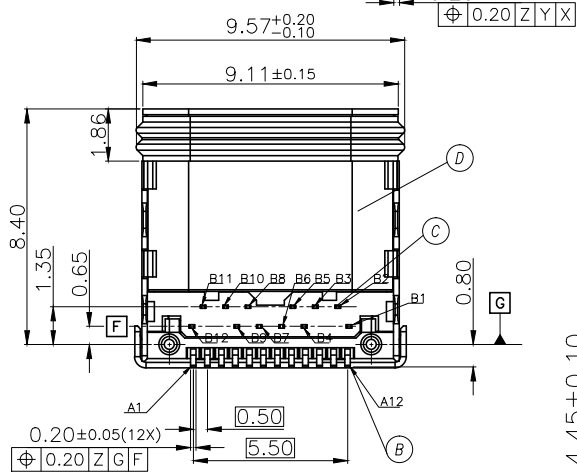
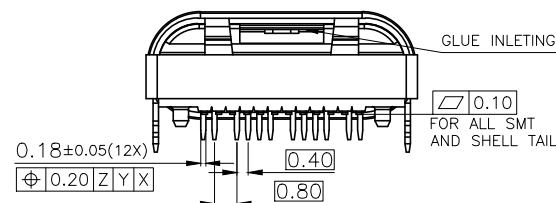
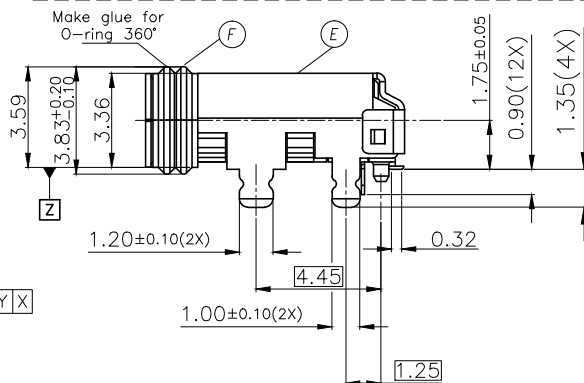
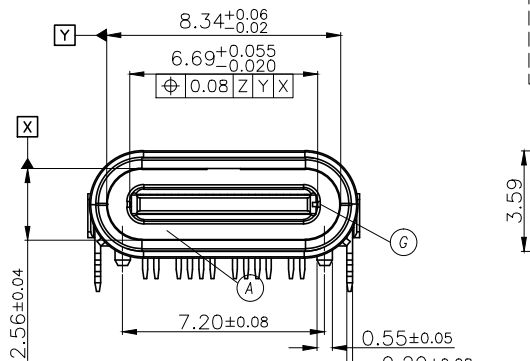
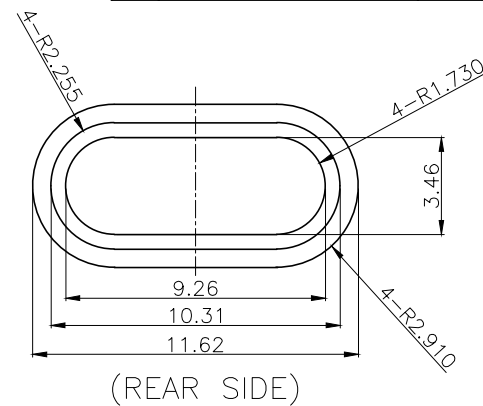
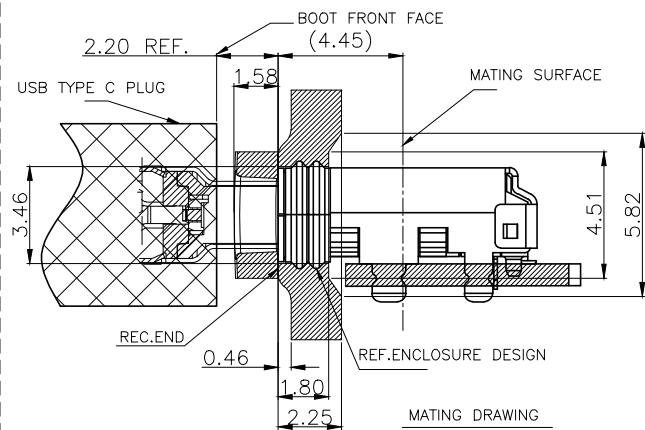
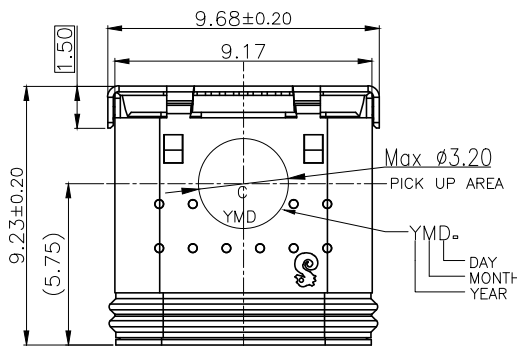


REV.	ECN NO OR DESCRIPTION	REVISED	DATE
A	PDR NO.:S221209-1A	Allen	2023.02.13
B	ECN NO.:S202306-R02	Allen	2023.07.11

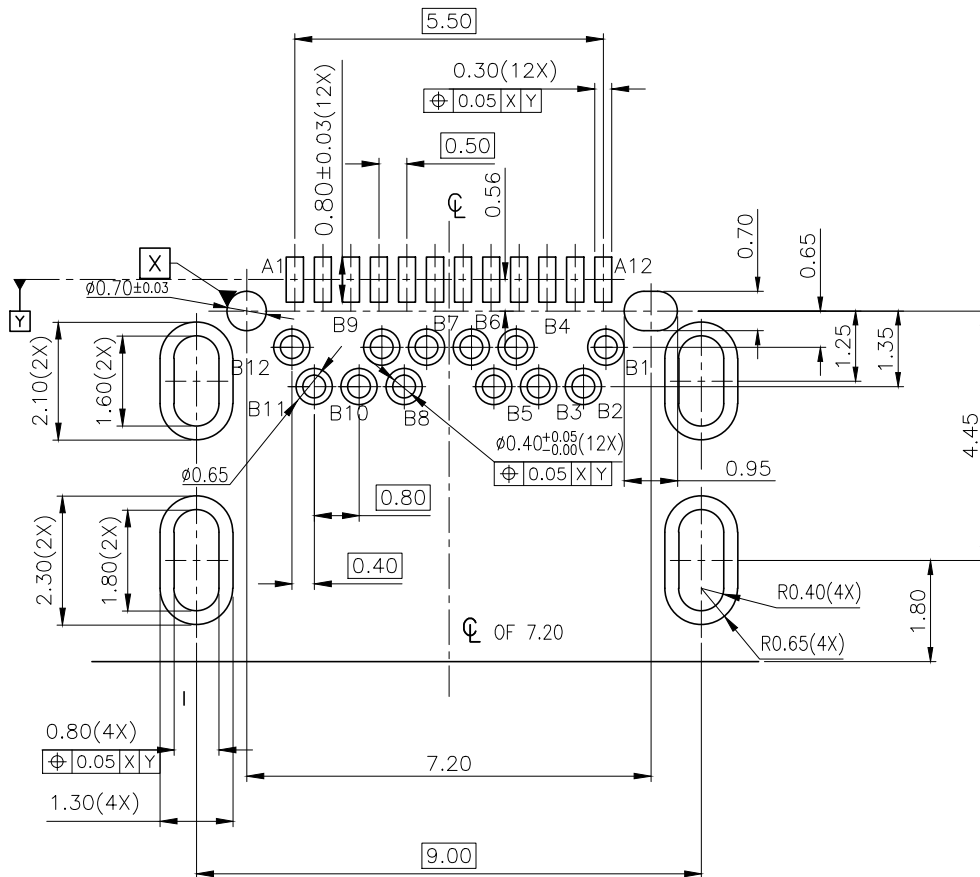
DIMENSION OF CASE



G	MID-GND	1	STAINLESS STEEL,T=0.15	
F	O-RING	1	SILICONE	BLACK
E	TOP SHELL	1	STAINLESS STEEL,T=0.20	NICKEL 80u"MIN Over All
D	SHELL	1	STAINLESS STEEL,T=0.20	Matte NICKEL 60~100u"MIN Over All
C	BOTTOM CONTACT	12	PHOSPHOR BRONZE	Au 30uin PLATED ON CONTACT AREA; Gold Flash ON SOLDERING 80uin NICKEL UNDER PLATING OVERALL
B	TOP CONTACT	12	PHOSPHOR BRONZE	Au 30uin PLATED ON CONTACT AREA; Gold Flash ON SOLDERING 80uin NICKEL UNDER PLATING OVERALL
A	Housing	1	HIGH TEMP.THERMOPLASTIC	BLACK

NO	DESCRIPTION	QTY	MATERIAL	PLATING & COLOR
UNLESS OTHERWISE SPECIFIED TOLERANCES				
DECIMALS:			ANGLES:	
X	:±0.30	X	:±2°	
X.X	:±0.25	X.X	:±1°	
X.XX	:±0.2			
TITLE			USB TYPE -C (C.H.=1.75)	
DWN	ALLEN	PART NO: 2UB3C41-013211F		
CHKD		SCALE:4:1	UNIT: mm	① ②
APVD	BOYE	SIZE: A3	SHEET:1 OF 2	REV:B
CUSTOMER COPY				

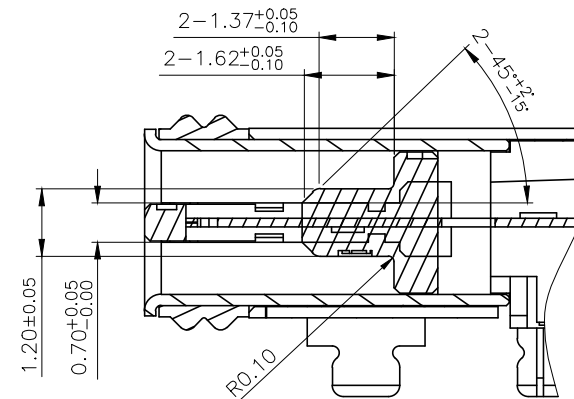
REV.	ECN NO OR DESCRIPTION	REVISED	DATE
A	PDR NO.:S221209-1A	ALLEN	2023.02.13
B	ECN NO.:S202306-R02	ALLEN	2023.07.11



RECOMMENDED P.C.B LAYOUT(TOP VIEW)
TOLERANCE=±0.05(THK:)

SPECIFICATIONS:

1. ELECTRICAL CHARACTERISTICS:
 - 1-1. CONTACT CURRENT RATING:
VBUS AND GND CONTACTS RATED AT 1.25A EA.
PARALLELED FOR A TOTAL OF 5A.
 - 1-2. LOW LEVEL CONTACT RESISTANCE:
40mOhms MAX. FOR VBUS,GND AND OTHER CONTACTS
50mOhms MAX. AFTER ENVIRONMENT TEST
2. MECHANICAL CHARACTERISTICS:
 - 2-1. MATING FORCE : 5~20N.
 - 2-2. UNMATING FORCE : 14N Min. After 10000 MATING 6~20N.
 - 2-3. LIFE TEST: 10000 MATING CYCLES.
 - 2-4. OPERATING TEMPERATURE: -55°C TO +85°C.
 - 2-5. CAN MEET USB 2.0 +POWER DELIVERY
3. TO CONFORM TO SINGATRON HAZARDOUS SUBSTANCE FREE SPEC.
4. HALOGEN FREE PRODUCT IDENTIFICATION MARK ON JACK:
5. HALOGEN FREE PRODUCT IDENTIFICATION LABEL ON PACKAGING:
6. FOR REFLOW SOLDERING LEAD-FREE PROCESS.
7. MEET USB TYPE C STANDARD SPECIFICATION,
MEET WATERPROOF STANDARD SPECIFICATION IP67.



SECTION B-B

PIN ASSIGNMENT(Front)											
A1	A2	A3	A4	A5	A6	A7	A8	A9	A10	A11	A12
GND	TXp1	TXn1	Vbus	CC1	Dp1	Dn1	SBU1	Vbus	RXn2	RXp2	GND
GND	RXp1	RXn1	Vbus	SBU2	Dn2	Dp2	CC2	Vbus	TXn2	TXp2	GND
B12	B11	B10	B9	B8	B7	B6	B5	B4	B3	B2	B1

NO	DESCRIPTION	QTY	MATERIAL	PLATING & COLOR
UNLESS OTHERWISE SPECIFIED TOLERANCES		Singatron Enterprise Co., Ltd. 信音企業股份有限公司		
DECIMALS: ANGLES:		TITLE: USB TYPE -C (C.H.=1.75)		
X	:±0.30 X :±2°	DWN	ALLEN	PART NO: 2UB3C41-013211F
X.X	:±0.25 X.X :±1°	CHKD		SCALE:8:1 UNIT: mm
X.XX	:±0.2	APVD	BOYE	SIZE: A3 SHEET:2 OF 2 REV:B
CUSTOMER COPY				