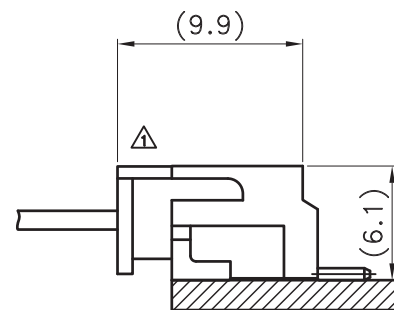


Recommended PCB Layout(SMT Type)

General Tolerance ± 0.05




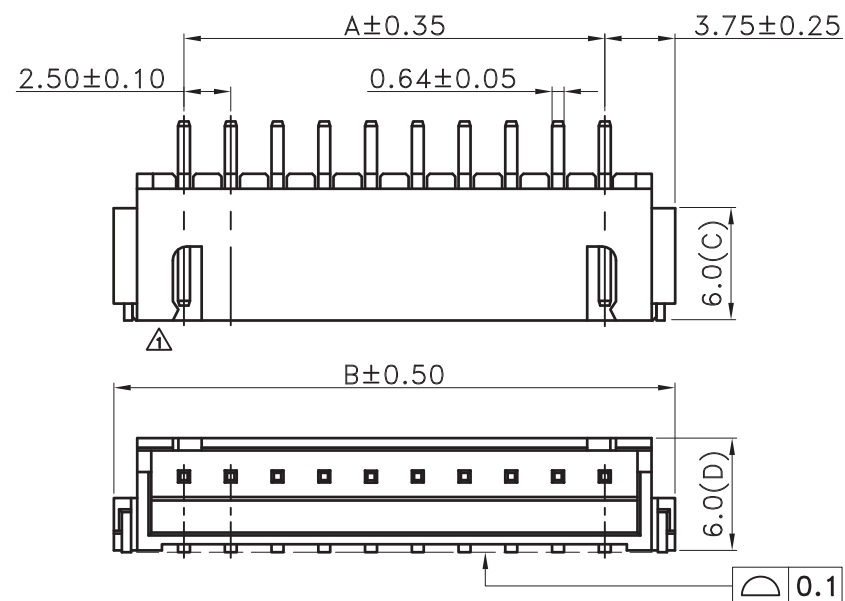
Assembly(Recommended)

SPECIFICATIONS

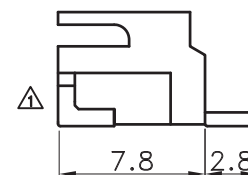
- Current Rating : 3A AC/DC
- Withstanding Voltage : 1,000V AC/minute
- Insulation Resistance : 1,000M Ω min.
- Temperature Range : - 25 $^{\circ}$ C to + 85 $^{\circ}$ C
- Contact Resistance : 10m Ω max.

WAFER

- Part No. : 2WB1001H-XX
- Poles : 2~16
- Material : Contact : Brass,Gold Flash
Base : PA6T UL94V-0
Nail : Brass,Tin Plated
- Mating Housing : JS-2001-XX
- Mating Terminal : JS-2001-T



2 Circuit



Poles	Dimension(mm)		Poles	Dimension(mm)	
	A	B		A	B
2	2.50	10.00	10	22.50	30.00
3	5.00	12.50	11	25.00	32.50
4	7.50	15.00	12	27.50	35.00
5	10.00	17.50	13	30.00	37.50
6	12.50	20.00	14	32.50	40.00
7	15.00	22.50	15	35.00	42.50
8	17.50	25.00	16	37.50	45.00
9	20.00	27.50			

TOLERANCE	LTR	REVISION RECORD	NAME	DATE
.0	± 0.30	修改產品外觀	吳弘文	2015/08/10
.00	± 0.20			
.000	± 0.10			
ANGLE				
0 $^{\circ}$	$\pm 1^{\circ}$			
.0 $^{\circ}$	\pm			
SHEET	1/1			

Singatron Enterprise Co., Ltd.

TITLE	2.50mm Crimp Style Connectors Wafer(SMT)			
DWN	吳弘文	PART NO.	2WB1001H-XX	
CHKD	周慈雲	SCALE 1:1	UNIT: mm	
APVD	張育瑞	SIZE: A3	SHEET: 1 OF 1	REV: a1
CUSTOMER COPY				