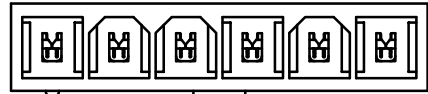
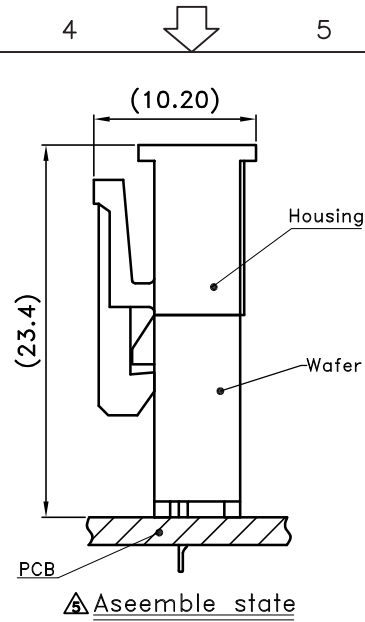
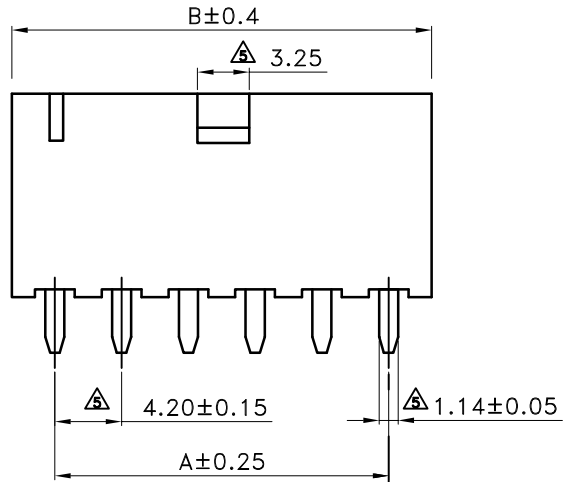


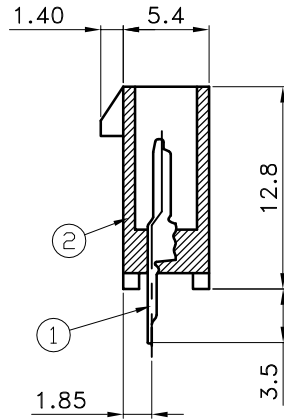
Recommended PCB Layout(Top View)



Rib Indicates First Circuit



Assemble state



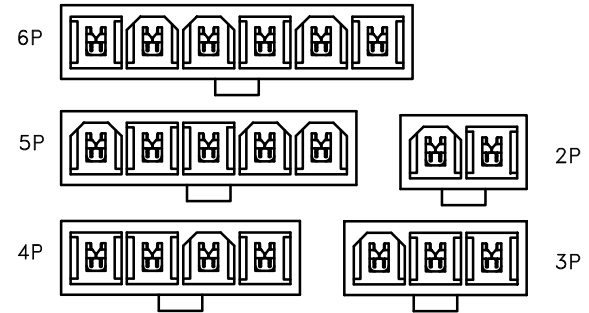
■ SPECIFICATIONS

- Current rating : 7A AC/DC.
- Withstanding voltage : 1500V AC/minute
- Insulation resistance : 1,000M Ω min.
- Temperature range : - 40°C to + 105°C
- Contact resistance : 20m Ω max.

■ WAFER

- Part No. : 2WB1150S-XX
- Poles : 2-6(Single , Straight)
- Material : 1.Contact : Brass, Tin Plated  
2. Base : Nylon 66 UL94V-2
- Q' ty : 1,000 pcs./Bag

Poles	Dimensions(mm)	
	A	B
2	4.20	9.60
3	8.40	13.80
4	12.60	18.00
5	16.80	22.20
6	21.00	26.40



TOLERANCE	LTR	REVISION RECORD	NAME	DATE
.0	±0.30	▲ 200707-016	黃科源	07/07/13
.00	±0.20	▲ 200708-006	黃科源	07/08/10
.000	±0.10	▲ 200809-011	黃科源	08/09/13
ANGLE	▲	200902-001	黃科源	09/02/02
0°	±1°	修改額定電流更正為 7A	劉怡萱	11/04/01
.0°	±			
SHEET	1/1	▲		

Singatron Enterprise Co., Ltd.

TITLE	4.20mm Mini-Fit S/R Power Connectors Wafer			
DWN	劉怡萱	PART NO.	2WB1150S-XX	
CHKD	黃科源	SCALE	1:1	UNIT: mm
APVD	張育瑞	SIZE:	A3	SHEET: 1 OF 1
REV: a5				
CUSTOMER COPY				