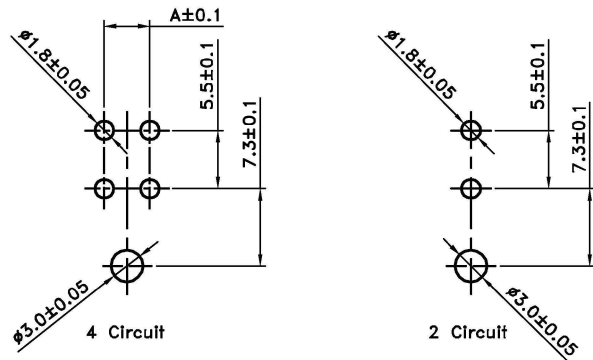
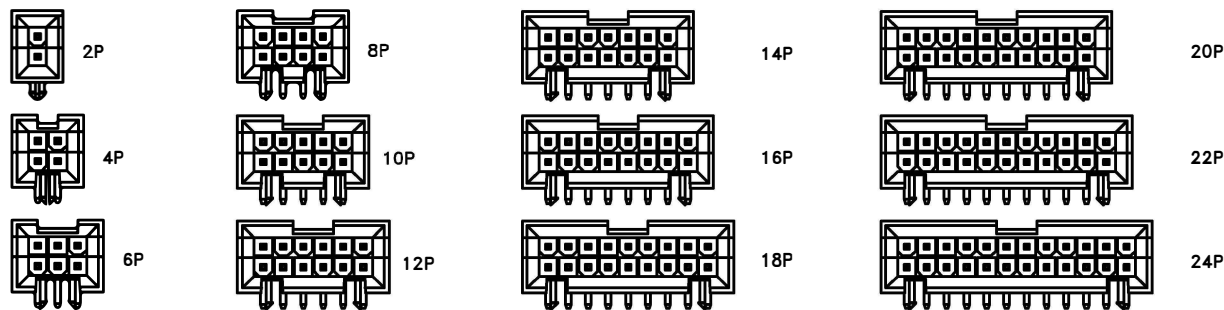
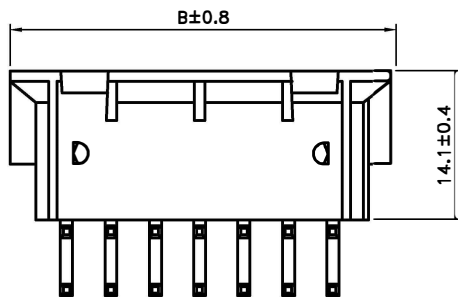
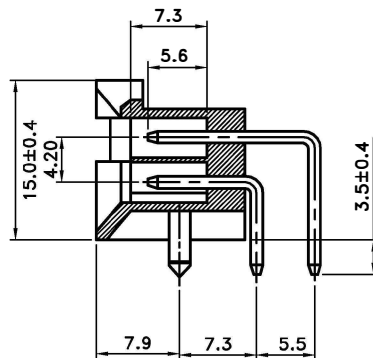
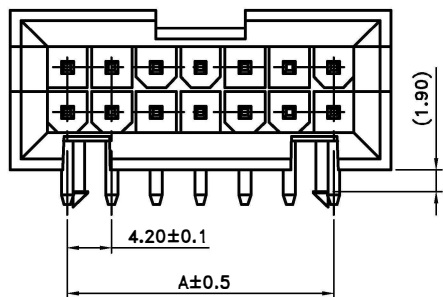


Recommended PCB Layout(Top View)
For 1.78 Max.Thick P.C.Board



- SPECIFICATIONS
- Current Rating : 9A Max
 - Withstanding Voltage : 1,500V AC/minute
 - Insulation Resistance : 1,000MΩ min
 - Temperature Range : - 40°C to + 105°C
 - Contact Resistance : 20mΩ max
- WAFER
- ▲ Part No. : 2WB-1153I - XX(XX)XX
① ② ③
 - ① Poles : 2~24(BMI Type)
 - ② Plated: Blank: Tin Plated
G0: Gold Plated
 - ▲ ③ Base Color: Blank:White
BK:Black
 - Material : Contact : Brass
Base : Nylon 66 UL94V-0
 - Q' ty : 1,000 pcs./Bag

Poles	Dimensions(mm)	
	A	B
02	—	11.00
04	4.20	15.20
06	8.40	19.40
08	12.60	23.60
10	16.80	27.80
12	21.00	32.00
14	25.20	36.20
16	29.40	40.60
18	33.60	44.60
20	37.80	49.00
22	42.00	53.20
24	46.20	57.20



TOLERANCE	LTR	REVISION RECORD	NAME	DATE	Singatron Enterprise Co., Ltd.		
.0	±0.30	▲ RoHS Compliant		070105			
.00	±0.20	▲ 200812-011		081211			
.000	±0.10	▲ 200904-004		090413			
ANGLE		▲ 公差更改		090413			
0°	±1°	▲ 增加G0電鍍規格	黃廣珍	130118			
.0°	±	▲ 增加膠殼黑色選項	Tom Lee	180315			
SHEET	1/1	▲					
					TITLE	4.20mm Crimp Style Connector	
					DWN	黃廣珍	PART NO. 2WB1153I - XX(XX)
					CHKD	周家慶	SCALE:1:1 UNIT: mm
					APVD	張育瑞	SIZE: A3 SHEET:1 OF 1
							REV:a5
CUSTOMER COPY							