

1 2 3 4 5 6 7 8

F

E

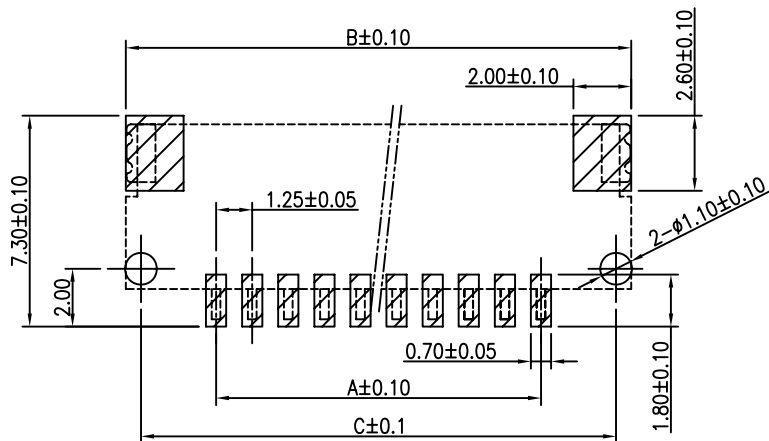
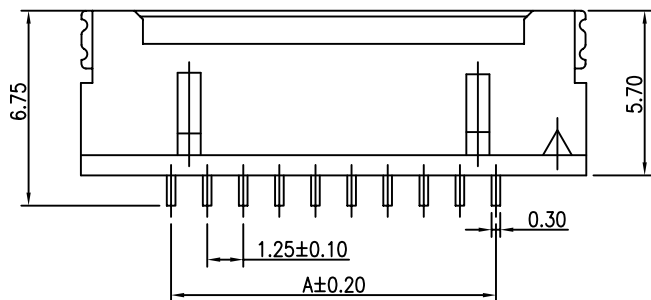
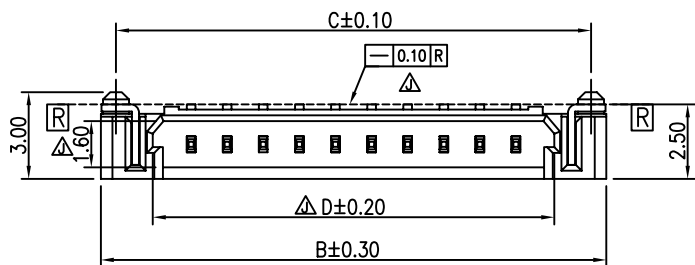
D

C

B

A

REV.	ECN.NO	REVISIONS	REV.DRAWN	DATE
G	---	PCB Layout 增加尺寸标注	sunquan	2011/05/25
H	---	增加镀金规格	sunquan	2011/07/22
I	---	补齐2~4P C尺寸数值	sunquan	2013/07/09
J	---	增加尺寸标注	Zuochao	2014/03/05



Recommended PCB Layout

WAFER:

- Material: Base: High Temp. Thermoplastic, UL94V-0
Contact: Copper Alloy, Tin Plated/Gold Plated
Ear: Copper Alloy, Tin Plated
 - Q'ty : 1,500 Pcs/Reel
 - Part No.
2WB1235R-XXXX-XXXX-XX
- Poles: 2~30
Blank: Tin Plated
(M): Matte Sn
G0: Gold Plated
Blank: PA9T
H1: PPA
L1: LCP
- Blank: Normal
NH: Halogen Free
Blank: Nature
Black: Black

Poles	Dimensions(mm)				Poles	Dimensions(mm)			
	A	B	C	D		A	B	C	D
02	1.25	7.50	6.45	3.90	17	20.00	26.25	25.20	22.65
03	2.50	8.75	7.70	5.15	18	21.25	27.50	26.45	23.90
04	3.75	10.00	8.95	6.40	19	22.50	28.75	27.70	25.15
05	5.00	11.25	10.20	7.65	20	23.75	30.00	28.95	26.40
06	6.25	12.50	11.45	8.90	21	25.00	31.25	30.20	27.65
07	7.50	13.75	12.70	10.15	22	26.25	32.50	31.45	28.90
08	8.75	15.00	13.95	11.40	23	27.50	33.75	32.70	30.15
09	10.00	16.25	15.20	12.65	24	28.75	35.00	33.95	31.40
10	11.25	17.50	16.45	13.90	25	30.00	36.25	35.20	32.65
11	12.50	18.75	17.70	15.15	26	31.25	37.50	36.45	33.90
12	13.75	20.00	18.95	16.40	27	32.50	38.75	37.70	35.15
13	15.00	21.25	20.20	17.65	28	33.75	40.00	38.95	36.40
14	16.25	22.50	21.45	18.90	29	35.00	41.25	40.20	37.65
15	17.50	23.75	22.70	20.15	30	36.25	42.50	41.45	38.90
16	18.75	25.00	23.95	21.40					

Singatron Enterprise Co., Ltd.

X.	±0.40	X.*	±5°	TITLE	1.25mm Crimp Style Connectors		
.x	±0.30	.x*	±2°	DWN	hejihuai	PART NO.	2WB1235R-XXXX-XXXX-XX
.xx	±0.20	.xx*	±1°	CHKD	2009/07/23	SCALE 1:1	UNIT: mm
.xxx	±0.10	.xxx*	±0.5°	APVD		SIZE: A3	SHEET: 1 OF 1
				REV: J			
CUSTOMER COPY							