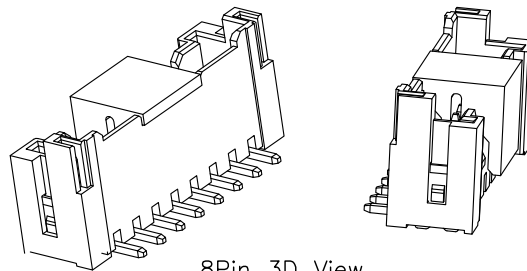
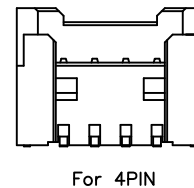
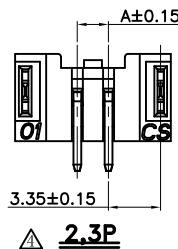
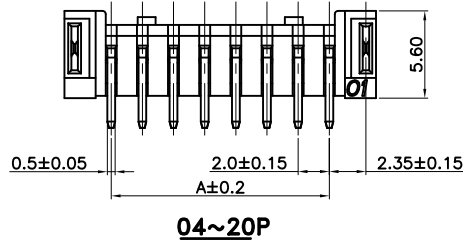
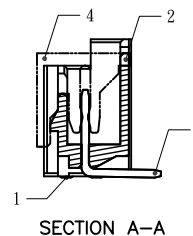
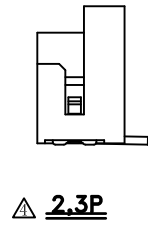
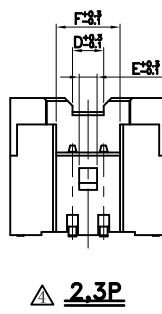
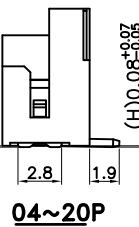
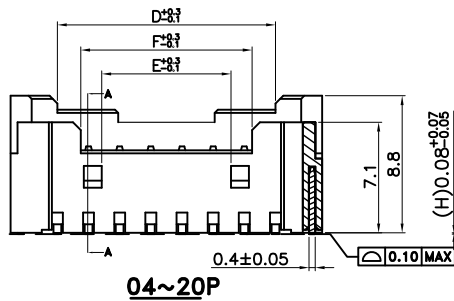
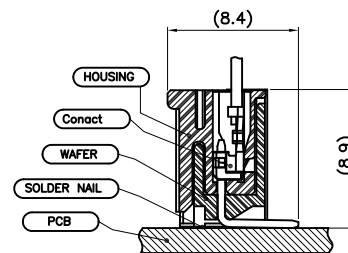
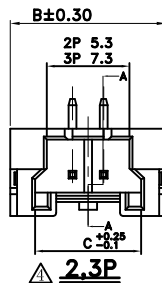
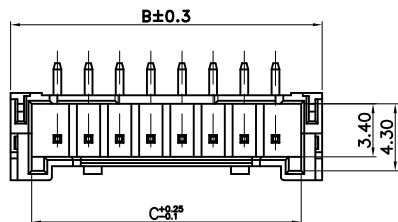


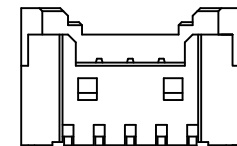
Recommended PCB Layout



8Pin 3D View



For 4PIN



For 5PIN以上

- SPECIFICATIONS
- Voltage Rating : 125V AC/DC
  - Current Rating : 2A AC/DC
  - Withstanding Voltage : 1,000V AC/minute
  - Insulation Resistance : 1,000MΩ min.
  - Temperature Range : -40°C to +105°C
  - Contact Resistance : 20mΩ max.

■ WAFER

- Part No. : 2WB 2002M-XX X (XX) XX
- Code no. ① ② ③ ④

① Poles: 2~20

② Cap:

Blank: Without Pick & Place Cap

C: With Pick & Place Cap

③ Contact Plated

Blank : Tin Over Nickel plated

NM : Matte Tin Over Nickel plated

G : Gold Flash Over Nickel plated

④ Base Material:

Blank : Normal PA9T UL94V-0

HF : 6T/66 UL94V-0 (Halogen-Free)

• Material : 1. Solder Nail : Brass, 80u' min. Matte Tin

over 30u' min. NICKEL

2. Base : Refer Above Options

3. Contact : Brass

4. Cap : High Temperature Plastic

• Mating Housing : 2WB 2002H-XX

• Mating Terminal : 2WT2002H-T

△ Q'ty : 600 Pcs/Reel

Poles	Dimensions (mm)					
	A	B	C	D	E	F
2	2.0	10.0	6.8	2.0	4.00	4.1
3	4.0	12.0	8.8	4.0	4.00	6.1
4	6.0	12.0	9.3	6.0	4.30	7.0
5	8.0	14.0	11.3	8.0	4.30	7.0
6	10.0	16.0	13.3	10.0	4.30	7.0
7	12.0	18.0	15.3	12.0	4.30	7.0
8	14.0	20.0	17.3	14.0	8.30	11.0
9	16.0	22.0	19.3	16.0	8.30	11.0
10	18.0	24.0	21.3	18.0	8.30	11.0
11	20.0	26.0	23.3	20.0	8.30	11.0
12	22.0	28.0	25.3	22.0	8.30	11.0
13	24.0	30.0	27.3	24.0	8.30	11.0
14	26.0	32.0	29.3	26.0	8.30	11.0
15	28.0	34.0	31.3	28.0	8.30	11.0
16	30.0	36.0	33.3	30.0	8.30	11.0
17	32.0	38.0	35.3	32.0	8.30	11.0
18	34.0	40.0	37.3	34.0	8.30	11.0
19	36.0	42.0	39.3	36.0	8.30	11.0
20	38.0	44.0	41.3	38.0	8.30	11.0

TOLERANCE	LTR	REVISION RECORD	NAME	DATE
.0	±0.30	△ 膠殼開槽以便CAP定位，產品料號更正	周家慶	2011/08/24
.00	±0.20	△ 變更產品注解說明	Jack	2012/08/08
.000	±0.10	△ 增加產品包裝數量標示	吳弘文	2013/03/13
ANGLE	△	△ 增加2,3 Pin 產品尺寸	吳弘文	2014/03/28
0°	±1°	△ 修正"5pin以上"視圖與實物相符	鄭小嬌	2015/08/17
.0°	±			
SHEET	1/1			

Singatron Enterprise Co., Ltd.

TITLE	2.00mm Crimp Style Wafer Connector(SMT)			
DWN	鄭小嬌	PART NO.	2WB 2002M-XXX-XX-XX	
CHKD	周家慶	SCALE	1:1	UNIT: mm
APVD	張育瑞	SIZE: A3	SHEET: 1 OF 1	REV: a5
CUSTOMER COPY				