

1 2 3 4 5 6 7 8

F

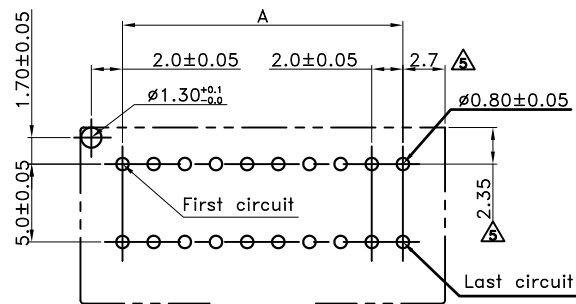
E

D

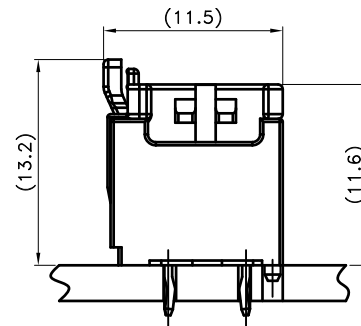
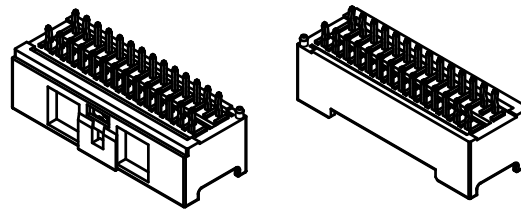
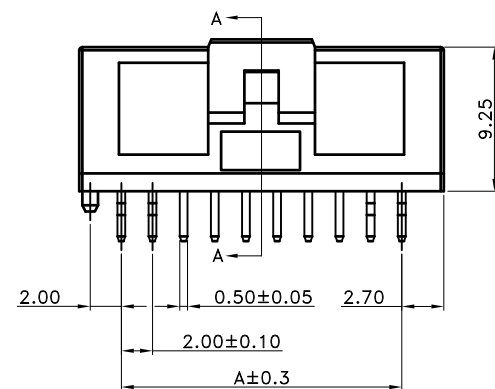
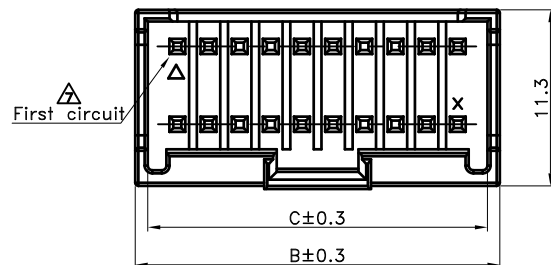
C

B

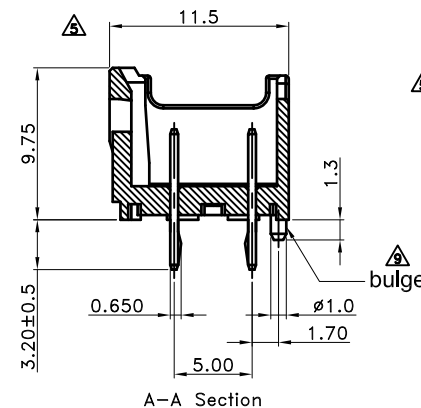
A



Recommended PCB Layout (Top View)



Mated Drawing (REF.)



SPECIFICATIONS

- Voltage Rating : 250V AC/DC
- Current Rating : 3.0A AC/DC(22#AWG)
- Withstanding Voltage : 1,000V AC/minute
- Insulation Resistance : 1,000M Ω min.
- Temperature Range : - 25 $^{\circ}$ C to + 85 $^{\circ}$ C
- Contact Resistance : 20m Ω max.

WAFER

- Part No. : 2WB2018-XXx2 XX XX
- ① Poles : 8~40 (Straight, Double Row)
- ② Structure: Blank : bulge (Standard)
WB : Without bulge
- ③ Plated : Blank : Tin Plated
G0 : Gold Plated
- Material : Pin : Brass
Base : (8~28PIN)PBT+15%G.F UL94V-0
(30~40PIN)PBT+30%G.F UL94V-0
- Mating Housing : 2WB2017-XXx2
- Mating Terminal : 2WB2017-T
- Packing : Tube Packing

| Poles | Dimensions (mm) | | | Poles | Dimensions (mm) | | |
|-------|-----------------|------|------|-------|-----------------|------|------|
| | A | B | C | | A | B | C |
| 4x2 | 6.0 | 11.4 | 9.8 | 13x2 | 24.0 | 29.4 | 27.8 |
| 5x2 | 8.0 | 13.4 | 11.8 | 14x2 | 26.0 | 31.4 | 29.8 |
| 6x2 | 10.0 | 15.4 | 13.8 | 15x2 | 28.0 | 33.4 | 31.8 |
| 7x2 | 12.0 | 17.4 | 15.8 | 16x2 | 30.0 | 35.4 | 33.8 |
| 8x2 | 14.0 | 19.4 | 17.8 | 17x2 | 32.0 | 37.4 | 35.8 |
| 9x2 | 16.0 | 21.4 | 19.8 | 18x2 | 34.0 | 39.4 | 37.8 |
| 10x2 | 18.0 | 23.4 | 21.8 | 19x2 | 36.0 | 41.4 | 39.8 |
| 11x2 | 20.0 | 25.4 | 23.8 | 20x2 | 38.0 | 43.4 | 41.8 |
| 12x2 | 22.0 | 27.4 | 25.8 | | | | |

| TOLERANCE | LTR | REVISION RECORD | NAME | DATE | LTR | REVISION RECORD | NAME | DATE |
|---------------|-----------------|---------------------|------|----------|----------------------------------|-----------------|------|----------|
| .0 | ± 0.30 | ① ECR 200905-010 | | 09/05/14 | ② | 增加鍍金選項 | 吳弘文 | 13/11/08 |
| .00 | ± 0.20 | ② ECR DG200907-006 | | 09/07/23 | ③ | 增加無定位柱選項 | 曾慶根 | 16/01/13 |
| .000 | ± 0.10 | ③ ECR DG200911-003 | 王磊 | 09/11/11 | ④ | | | |
| ANGLE | | ④ ECR 201004-007 | 黃科源 | 10/04/29 | CUSTOMER | | | |
| 0 $^{\circ}$ | $\pm 1^{\circ}$ | ⑤ ECR 修改接觸阻抗&數值表 | 林豐盛 | 11/03/29 | | | | |
| .0 $^{\circ}$ | \pm | ⑥ 變更產品材料說明 | 周美麗 | 12/06/25 | | | | |
| SHEET | 1/1 | ⑦ 變更產NO.1位置說明及三角標方向 | 周美麗 | 12/07/09 | Conforms to The RoHS Instruction | | | |

Singatron Enterprise Co., Ltd.

| | | | | |
|---------------|--|----------|----------------|----------|
| TITLE | 2.0mm Wire to Board CONNECTORS WAFER (STRAIGHT DOUBLE ROW) | | | |
| DWN | 張育瑞 | PART NO. | 2WB2018-XXx2XX | |
| CHKD | 2016/01/13 | SCALE | 1:1 | UNIT: mm |
| APVD | 曾慶根 | SIZE: A3 | SHEET: 1 OF 1 | REV: a9 |
| CUSTOMER COPY | | | | |