

SPECIFICATIONS

Electrical

Voltage Rating: 100V (AC)

Current Rating: 2A

Contact Resistance Voltage: 800V AC/1min.

Insulation Resistance: 1000MΩ min.

Material

Circuits: 02~16

Insulator: Nylon 66,UL94V-0

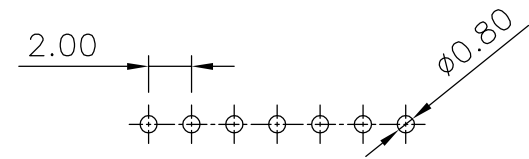
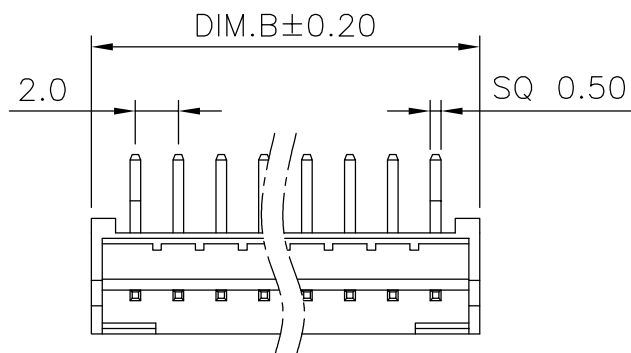
Color: White or Natural

Contact: Brass 0.50mm(0.20") Square Pin.

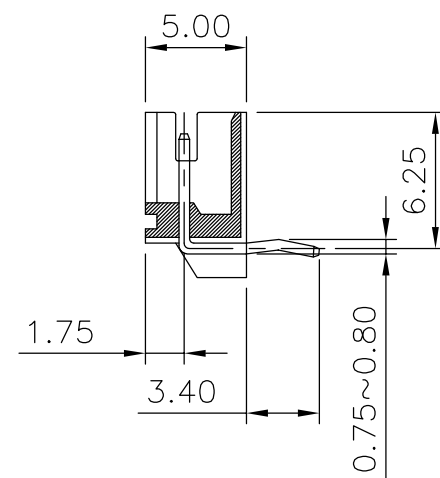
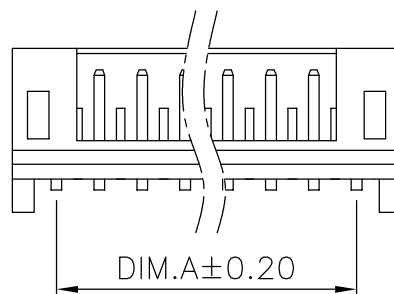
Plating: Tin or Gold Plated.

Temperature Range: -25°C ~ +85°C

Applicable PC Board Thickness: 0.8 ~ 1.6mm



RECOMMENDED P.C.BOARD HOLE DIMM.



RoHS compliant

Singatron Enterprise Co., Ltd.

TITLE	.079" (2.00mm) Center Wafer Assembly			
DWN	Emily	PART NO.	2WB6600-xxPRx-PB	
CHKD	2012.09.17	SCALE	1:1	UNIT: mm
APVD		SIZE	A3	SHEET: 1 OF 1
		REV	1.0A	

CUSTOMER COPY

Circuits	DIM.A	DIM.B
02	2.00	6.04
03	4.00	8.04
04	6.00	10.04
05	8.00	12.04
06	10.00	14.04
07	12.00	16.04
08	14.00	18.08
09	16.00	20.08
10	18.00	22.10
11	20.00	24.10
12	22.00	26.12
13	24.00	28.12
14	26.00	30.14
15	28.00	32.14
16	30.00	34.14

PIN針、端子電鍍表	
電鍍代號	電鍍說明
T	錫
G1	一般金
S5	接觸面:鍍5u"金 其餘部分鍍錫
S10	接觸面:鍍10u"金 其餘部分鍍錫
S15	接觸面:鍍15u"金 其餘部分鍍錫
S30	接觸面:鍍30u"金 其餘部分鍍錫

Ordering Information

Series No.	No. of Contacts	Contact Type	Contact Plating	
2WB6600	- 06P	R	T	- PB
2WB6600	02P ~ 20P	R: Right Angle	T: Tin G1: Gold Flash G5: 5u" Gold G10: 10u" Gold G15: 15u" Gold G30: 30u" Gold [G: Full Gold]	RoHs

General Tolerances (unless specified)

Cable use only	
5~500 ±5mm	X.X ±0.20
500~1000 ±10mm	X.XX ±0.10
1000~1500 ±15mm	X.XXX ±0.05
1500~2000 ±20mm	Angle
	X ± 2'
	X.X ± 1'

版本	1.0A	ECR編號		修改內容	
----	------	-------	--	------	--