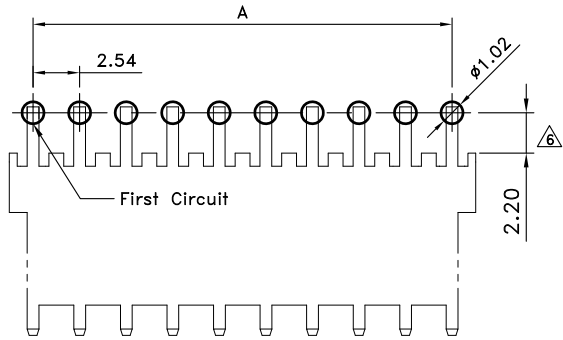
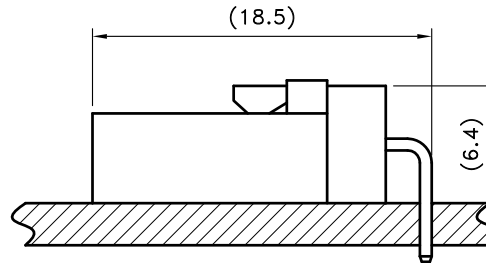
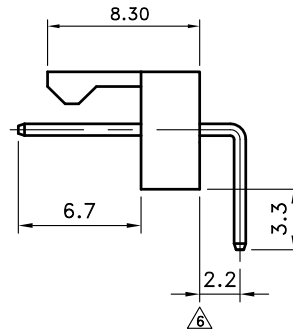
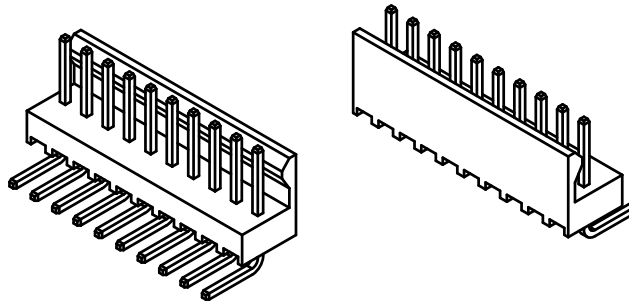
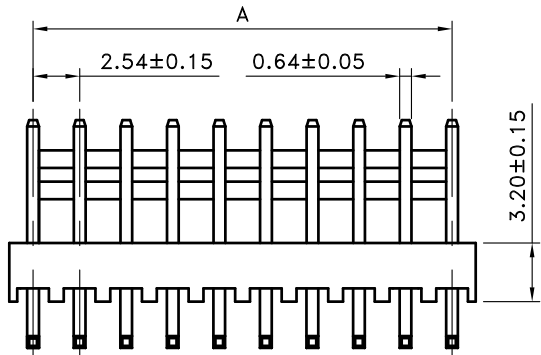
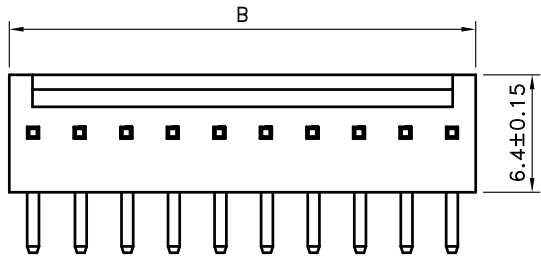


1 2 3 4 5 6 7 8



Recommended PCB Layout (Top View)
General tolerance ± 0.05



Assembly Layout (REF.)

■ SPECIFICATIONS

- Voltage Rating : 125 V AC/DC
- Current Rating : 3A AC/DC
- Withstanding Voltage : 1,000V AC/minute
- Insulation Resistance : 1,000M Ω min
- Temperature Range : - 25 °C to + 85 °C
- Contact Resistance : 20m Ω max

■ WAFER

- Part No. : 2WB7254-XX(L)X

- ① Poles : 2 - 12 (Left Angle)
- ② Color:

- Blank: Brick Red
- W: White

- Material : Contact : Brass, Tin Plated
Base : Nylon 66 UL94V-0;
- Pack : Bag

Poles	Dimensions (mm)	
	A	B
2	2.54 ± 0.15	5.10 ± 0.15
3	5.08 ± 0.15	7.68 ± 0.15
4	7.62 ± 0.15	10.24 ± 0.15
5	10.16 ± 0.15	12.78 ± 0.15
6	12.70 ± 0.20	15.24 ± 0.25
7	15.24 ± 0.20	17.88 ± 0.25
8	17.78 ± 0.20	20.44 ± 0.25
9	20.32 ± 0.30	23.00 ± 0.35
10	22.86 ± 0.30	25.54 ± 0.35
11	25.40 ± 0.30	28.10 ± 0.35
12	27.94 ± 0.30	30.64 ± 0.35

Halogen Free

F

E

D

C

B

A

TOLERANCE	LTR	REVISION RECORD	NAME	DATE
.0	± 0.30	△1 ECR RoHS Compliant		06/04/01
.00	± 0.20	△2 ECR 200701-001		07/01/04
.000	± 0.10	△3 ECR 200811-018		08/11/20
ANGLE		△4 ECR 200908-006		09/08/17
0°	$\pm 1°$	△5 ECR 200912-004		09/12/22
.0°	\pm	△6 修改尺寸标注	黃廣珍	13/10/22
SHEET	1/1	△7		

Singatron Enterprise Co., Ltd.

TITLE	2.54mm Crimp Style Connectors Wafer			
DWN	黃廣珍	PART NO. 2WB7254-XX(L)X		
CHKD	周家慶	SCALE 1:1	UNIT: mm	④
APVD	張育瑞	SIZE: A3	SHEET: 1 OF 1	REV: a6

CUSTOMER COPY

1 2 3 4 5 6 7 8