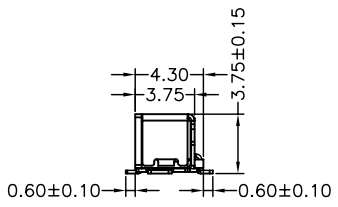
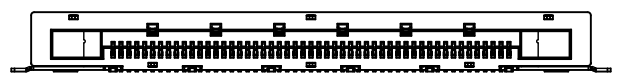
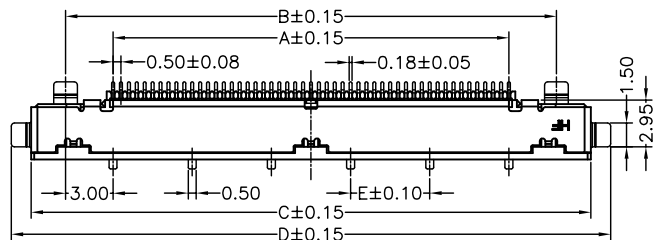
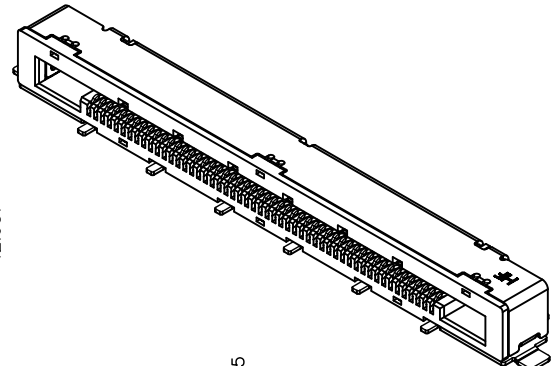




P/N LEGEND

2WBA0505 WR-S-NP N L B H2 T 00 R
 ① ② ③ ④ ⑤ ⑥ ⑦ ⑧ ⑨ ⑩ ⑪

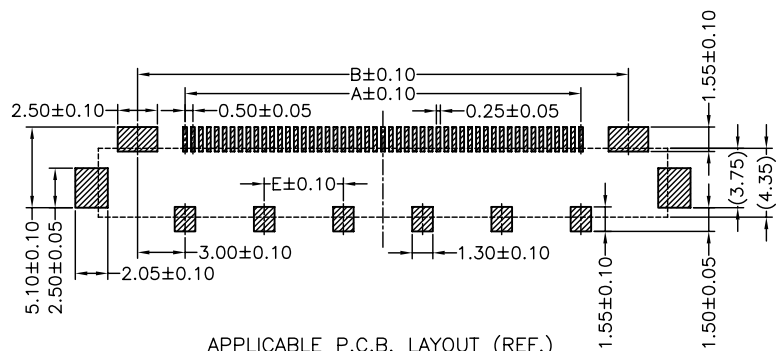
- ① Series No.
- ② Connector type: WR=Right Angle
- ③ Mounting type: S=SMT Type
- ④ No. of circuits
- ⑤ N=Halogen Free
- ⑥ Material: L=LCP
- ⑦ Color: B=Black
- ⑧ Plating code for contacts: H2=Gold-plated 3u" on Contact Area, Matte Tin-plated on Solder Area
- ⑨ Plating code for solder tabs: T= Matte Tin-plated
- ⑩ Option code: 00=Standard
- ⑪ Packing code: R=Tape & Reel(Without Cap or Mylar)



SPECIFICATIONS

Current Rating: 0.7A AC,DC
 Voltage Rating: 100V AC,DC
 Temperature Range: -25°C ~ +85°C
 Contact Resistance: 50mΩ Max.
 Insulation Resistance: 100MΩ Min.
 Withstanding Voltage: 500V AC/minute
 Pin Material: Phosphor Bronze/Gold-Plated 3u" on Contact Area, Tin-Plated on Solder Area
 Shell Material: Phosphor Bronze/Matte Tin-plated
 Insulator Material: LCP, UL 94V-0
 Color: Black

Circuit No.	Dimensions				
	A	B	C	D	E
41P	20.00	26.00	30.35	32.85	4.00
51P	25.00	31.00	35.35	37.85	5.00



APPLICABLE P.C.B. LAYOUT (REF.)

				GENERAL TOLERANCE	
				X. X±0.25	ANGLE±
A0	NEW RELEASE	2014.09.19	周傑亮	X. XX±0.15	
REV.	DESCRIPTION	DATE	NAME	X. XXX±0.05	

Singatron Enterprise Co., Ltd.					
TITLE	LVDS, Receptacle, Pitch 0.50mm, Right Angle, SMT Type Assembly				
DWN	周傑亮	PART NO.	2WBA0505WR-S-XPNLBH2T00R		
CHKD	2014.09.19	SCALE 1:1	UNIT: mm		
APVD	陳彥兆	SIZE: A3	SHEET: 1 OF 1	REV: A0	
CUSTOMER COPY					