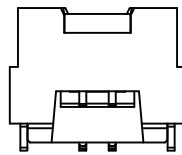
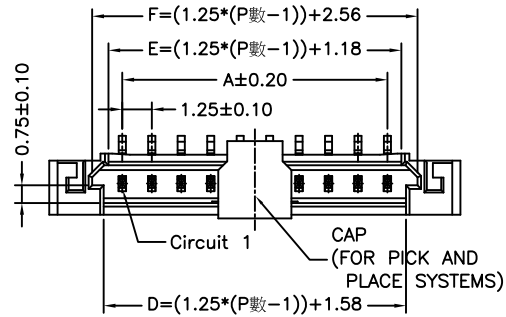


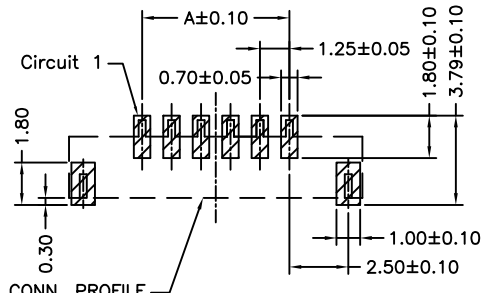
21P~30P
SCALE 0.8:1



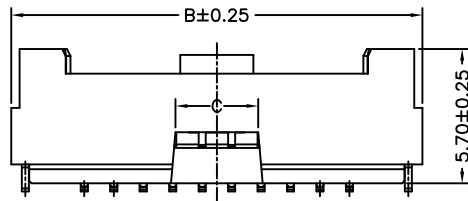
02P



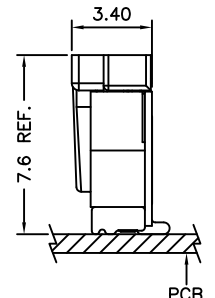
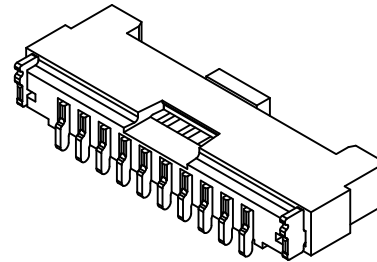
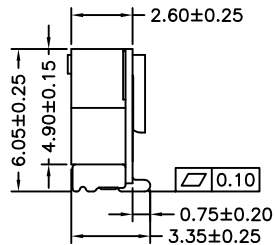
(TOP VIEW)



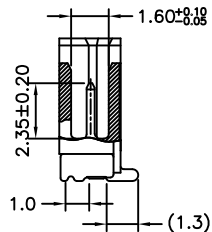
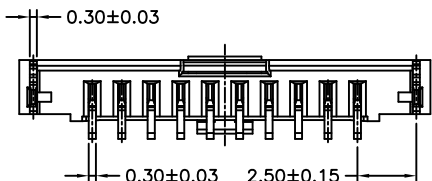
P.C.B. LAYOUT
(TOP VIEW)



03P~20P



MATED CONDITION



P/N LEGEND

2WBA1253 WVA-S-XP XXX
① ② ③ ④ ⑤

- ① Series No.
 - ② Connector type: WV=Vertical A type
 - ③ Mounting type: S=SMT
 - ④ No. of circuits
 - ⑤ Option code:
- Blank= Pin Material: Brass/Matte Tin-plated
 Solder Tabs: Brass/Matte Tin-plated
 D01 = Pin Material: Brass/Gold-flash
 Solder Tabs: Brass/Gold-flash

SPECIFICATIONS

Current Rating: 1A AC,DC
 Voltage Rating: 150V AC,DC
 Temperature Range: $-25^{\circ}\text{C} \sim +85^{\circ}\text{C}$
 Contact Resistance: 20mΩ Max.
 Insulation Resistance: 500MΩ Min.
 Withstanding Voltage: 500V AC/minute
 Pin Material: Brass/Matte Tin-plated
 Solder Tabs: Brass/Matte Tin-plated
 Material: Nylon 6T,UL94V-0
 Cap: Nylon 6T,UL94V-0 Black

Circuit No.	Dimensions		
	A	B	C
02P	1.25	7.45	3.50
03P	2.50	8.70	3.50
04P	3.75	9.95	3.50
05P	5.00	11.20	3.50
06P	6.25	12.45	3.50
07P	7.50	13.70	3.50
08P	8.75	14.95	3.50
09P	10.00	16.20	3.50
10P	11.25	17.45	3.50
11P	12.50	18.70	5.00
12P	13.75	19.95	5.00
13P	15.00	21.20	5.00
14P	16.25	22.45	5.00
15P	17.50	23.70	5.00
20P	23.75	29.95	5.00
25P	30.00	36.20	6.00
30P	36.25	42.45	6.00

GENERAL TOLERANCE

X. X±0.25
 X. XX±0.15
 X. XXX±0.05

REV.	DESCRIPTION	DATE	NAME
B3	EN1403050002	2014.02.17	周傑亮
B2	EN1205170160	2012.05.21	陳敏
B1	EN1109190398	2011.09.19	陳敏
B0	EN1001190040	2011.06.08	陳敏

Singatron Enterprise Co., Ltd.

TITLE	1.25mm PITCH 180° WAFER-SMT TYPE, ULTRA LOW PROFILE, WITHOUT BOSS			
DWN	歐陽小強	PART NO.	2WBA1253WVA-S-XP	
CHKD	2007.12.26	SCALE 1:1	UNIT: mm	④
APVD	謝瑞清	SIZE: A3	SHEET: 1 OF 1	REV: B3

CUSTOMER COPY