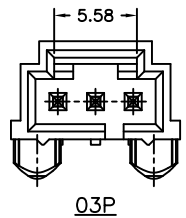
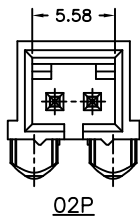


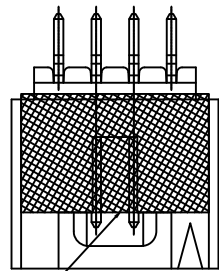
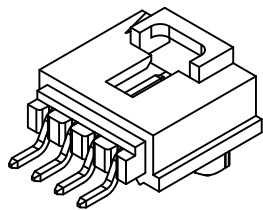
1 2 3 4 5 6 7 8



03P



02P



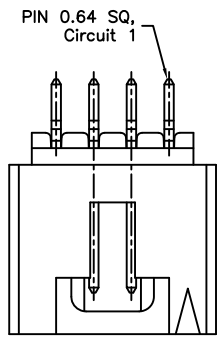
KAPTON TAPE
(FOR PICK AND
PLACE SYSTEMS)

Ordering code

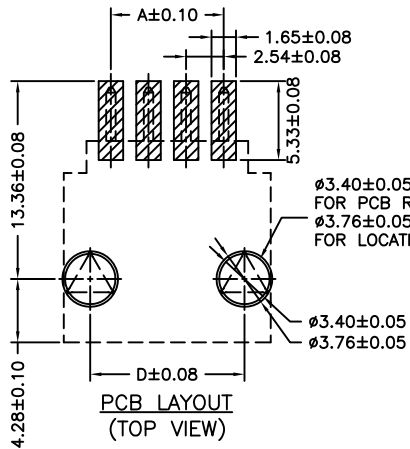
2WBA2541 WR-SF-XP			
①	②	③	④
① Series No.			
② Connector type: WR=Right angle			
③ Mounting type: SF=SMT with boss			
④ No. of circuits			

SPECIFICATIONS

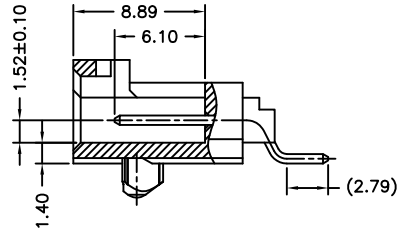
Current Rating: 3A AC,DC
 Voltage Rating: 250V AC,DC
 Temperature Range: -25°C ~ +85°C
 Contact Resistance: 20mΩ Max.
 Insulation Resistance: 1000MΩ Min.
 Withstanding Voltage: 1500V AC/minute
 Pin Material: Brass/Gold-flash
 Material: Nylon 6T,UL94V-0
 Color: Natural(Black)



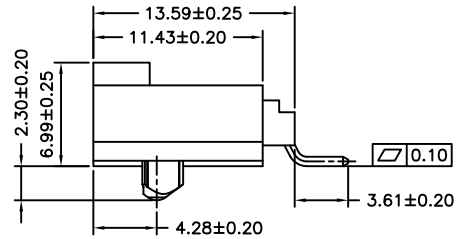
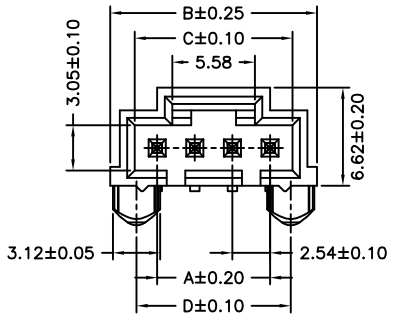
(TOP VIEW)



PCB LAYOUT
(TOP VIEW)



Circuit No.	Dimensions			
	A	B	C	D
02P	2.54	8.89	---	5.33
03P	5.08	11.43	8.12	7.87
04P	7.62	13.97	10.66	10.41
05P	10.16	16.51	13.20	12.95
06P	12.70	19.05	15.74	15.49
07P	15.24	21.59	18.28	18.03
08P	17.78	24.13	20.82	20.57
09P	20.32	26.67	23.36	23.11
10P	22.86	29.21	25.90	25.65
11P	25.40	31.75	28.44	28.19
12P	27.94	34.29	30.98	30.73



REV.	DESCRIPTION	DATE
B0	EN1412010001	2014. 12. 03
A5	REVISE	2010. 01. 07
A4	REVISE	2007. 07. 18
A3	REVISE	2006. 12. 19
A2	REVISE	2006. 09. 25
A1	REVISE	2006. 07. 06
A0	NEW RELEASE	2006. 04. 10

GENERAL TOLERANCE
 X.X±0.25
 X.XX±0.15
 X.XXX±0.05

Singatron Enterprise Co., Ltd.			
TITLE	2.54mm PITCH 90° WAFER-SMT TYPE		
DWN	季勤 2006.04.10	PART NO.	2WBA2541WR-SF-XP
CHKD		SCALE 1:1	UNIT: mm
APVD	董正一 2006.04.10	SIZE: A3	SHEET: 1 OF 1 REV: B0
CUSTOMER COPY			

1 2 3 4 5 6 7 8