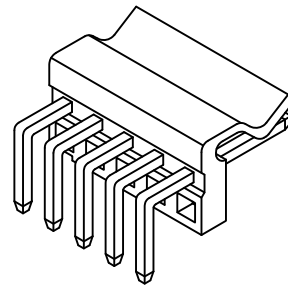
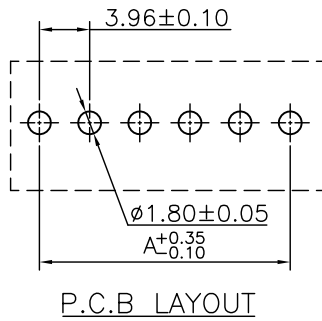
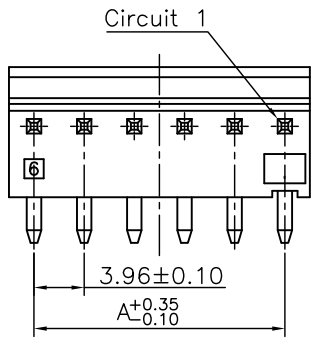


1 2 3 4 5 6 7 8

F
E
D
C
B
A

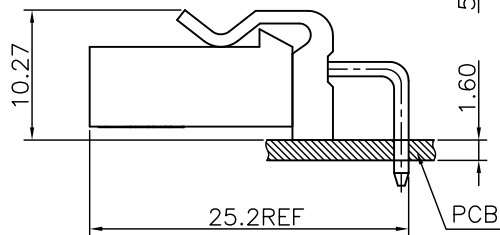
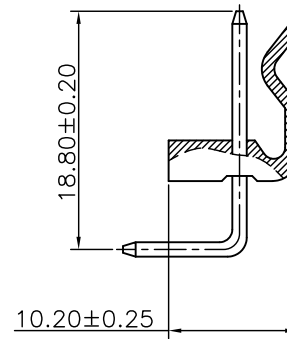
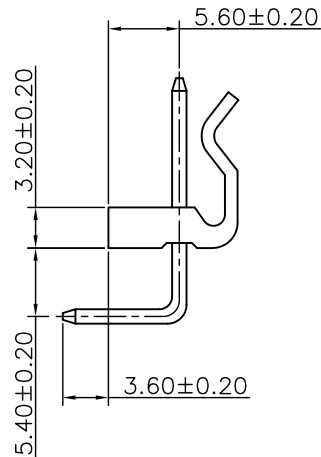
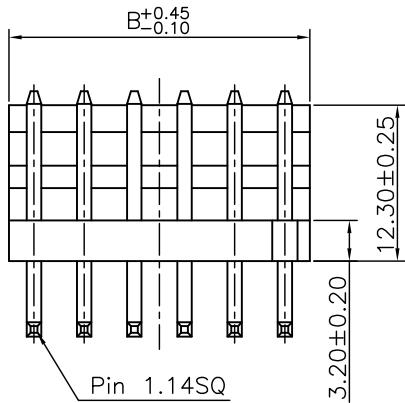


P/N LEGEND

	2WBA3960	WR-XP	XXX
	①	②	③ ④
①	Series No.		
②	Connector type: WR=Right angle		
③	No. of circuits		
④	Option code:		
	Blank=Nylon66-V2, Natural(Translucent), Tin-plated		
	V0=Nylon66-V0, Natural(White), Tin-plated		
	BK=Nylon66-V2, Natural(Black), Tin-plated		
	RD=Nylon66-V2, 186C, Gold-flash		
	46G=Nylon46-V0, Natural(Beige), Gold-flash		
	NF=PA6,UL94V-2 NO FLAME, Natural(Beige)		
	Tin-plated, IEC 60335-1 rev. 4		

SPECIFICATIONS

Current Rating: 7A AC,DC
 Voltage Rating: 250V AC,DC
 Temperature Range: -25°C ~ +85°C
 Contact Resistance: 10mΩ Max
 Insulation Resistance: 1000MΩ Min
 Withstanding Voltage: 1500V AC/minute
 Pin Material: Brass



Circuit No.	Dimensions		Circuit No.	Dimensions	
	A	B		A	B
02P	3.96	7.92	12P	43.56	47.52
03P	7.92	11.88	13P	47.52	51.48
04P	11.88	15.84	14P	51.48	55.44
05P	15.84	19.80	15P	55.44	59.40
06P	19.80	23.76	16P	59.40	63.36
07P	23.76	27.72	17P	63.36	67.32
08P	27.72	31.68	18P	67.32	71.28
09P	31.68	35.64	19P	71.28	75.24
10P	35.64	39.60	20P	75.24	79.20
11P	39.60	43.56			

Singatron Enterprise Co., Ltd.

TITLE	3.96mm PITCH 90° WAFER			
DWN	董正一	PART NO.	2WBA3960WR-XPXXX	
CHKD	2001.02.01	SCALE	1:1	UNIT: mm
APVD	董正一	SIZE	A3	SHEET: 1 OF 1 REV: B2

REV.	DESCRIPTION	DATE	NAME	GENERAL TOLERANCE	ANGLE±
B2	EN1111140491	2011.11.14	謝金發		
B1	REVISE	2006.10.31	歐陽小強	X.X±0.25	ANGLE±
B0	NEW RELEASE	2006.05.29	歐陽小強	X.XX±0.15	
				X.XXX±0.05	

CUSTOMER COPY

1 2 3 4 5 6 7 8