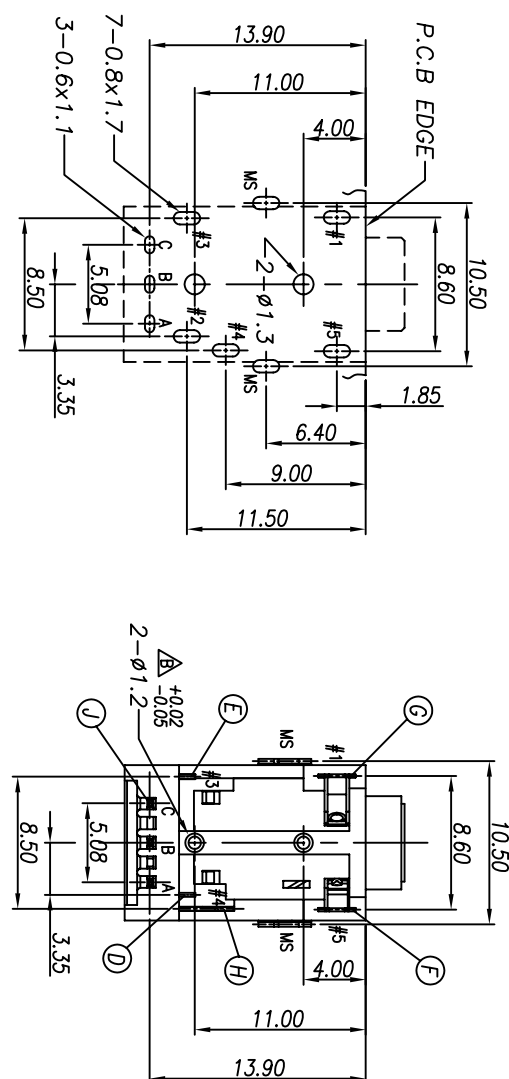
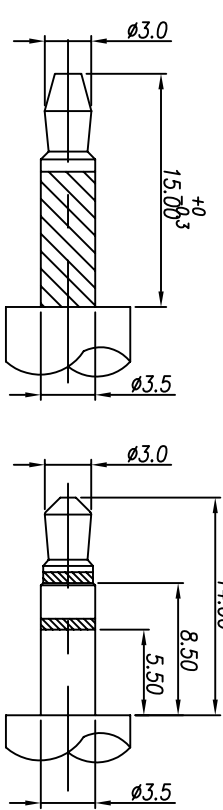


SPECIFICATIONS:

- ELECTRICAL CHARACTERISTICS:
 - RATING: 12V 1A
 - CONTACT RESISTANCE: 30mΩMAX(BEFORE)
 - DIELECTRIC VOLTAGE WITHSTAND: 500V AC FOR ONE MINUTE
 - INSULATION RESISTANCE: 100M ΩMIN. (MEASURED BY 500 VDC)
- MECHANICAL CHARACTERISTICS:
 - INSERTED FORCE : 3.5 KGS MAX.
 - WITHDRAWAL FORCE : 0.3~4.0 KGS
- LIFE TEST: 5,000 CYCLES MIN.
- PACKAGING: TAPE & REEL
- TO CONFORM TO THE SINGATRON HSF SPEC.
- GREEN PRODUCT IDENTIFICATION MARK ON JACK:
- GREEN PRODUCT IDENTIFICATION LABEL ON PACKAGING: **G.P. PASS**
- FOR LEAD-FREE PROCESS.

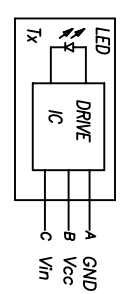
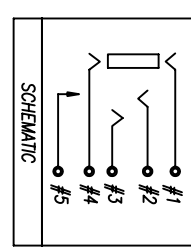


RECOMMENDED PCB LAYOUT
SOLDER SIDE (Tolerance:±0.05)



OPTICAL FIBRE PLUG

RECOMMEND MATING PLUG
Ø3.5 3POLE STANDARD PLUG



NO	DESCRIPTION	QTY	MATERIAL	PLATING & COLOR
L	INSULATION FILM	2	Mylar	N/A
K	METAL	1	BRASS	NICKEL PLATING
J	IC DRIVE	1	EPOXY	TIN PLATING (Lead-Free)
I	SHIELDING	1	BRASS	TIN PLATING 600 °ON SOLDER TIN ALL OVER NICKEL PLATING.
H	EARTH SPRING-A	1	PHOSPHOR BRONZE	GOLD FLASH
G	EARTH SPRING-B	1	PHOSPHOR BRONZE	GOLD FLASH
F	EARTH TERMINAL	1	PHOSPHOR BRONZE	GOLD FLASH
E	TIP SPRING	1	PHOSPHOR BRONZE	GOLD FLASH
D	RING SPRING	1	PHOSPHOR BRONZE	GOLD FLASH
C	CASE	1	HIGH TEMP THERMOPLASTIC UL 94V-0	BLACK COLOR
B	COVER	1	HIGH TEMP THERMOPLASTIC UL 94V-0	BLACK COLOR
A	BODY	1	HIGH TEMP THERMOPLASTIC UL 94V-0	BLACK COLOR
NO	DESCRIPTION	QTY	MATERIAL	PLATING & COLOR

UNLESS OTHERWISE SPECIFIED TOLERANCES

DECIMALS: ANGLES:

±0.5 X ±2
±0.3 X.X ±1°
X.XX ±0.2

REV.	ECN NO OR DESCRIPTION	REVISED	DATE
A	PRODUCT RELEASE	LMO	2007.03.22
B	ECN NO:1070206	LMO	2007.07.04
C	ECN NO:1070334	AMY	2007.12.21

Singatron Enterprise Co., Ltd.
信音企業股份有限公司

TITLE: Ø3.5 PHONE JACK (WITH IC)

DWN: 2007.12.21 PART NO. 2SI-B373-101
CHKD: 2007.12.21 SCALE: 3/1 UNIT: mm
APVD: 2007.12.21 SIZE: A3 SHEET: 1 OF 1 REV: C

CUSTOMER COPY