

REV.	ECN.	DATE	DWN	APVD

# MATERIAL:

INSULATOR : PBT+30% GLASS FIBER (UL 94V-0) BLACK.  
 CONTACT : COPPER ALLOY.  
 CONTACT FINISH : GOLD OVER NICKEL.  
 SHELL : STEEL, NICKEL PLATED.  
 BOARDLOCK : BRASS, TIN PLATED  
 RIVETED INSERT : BRASS, NICKEL PLATED

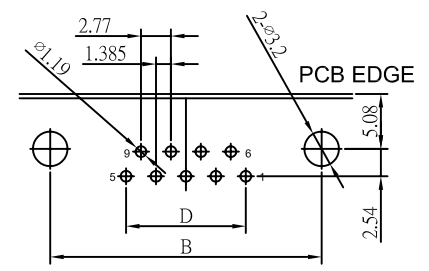
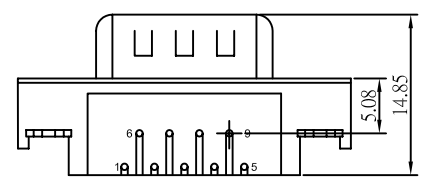
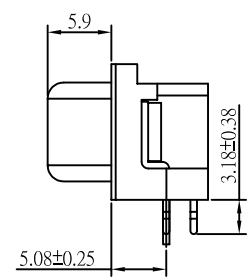
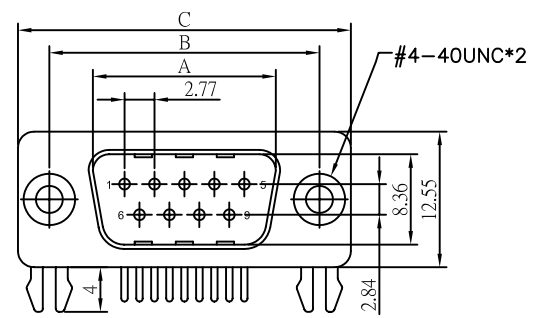
# SPECIFICATION:

CURRENT RATING : 5 AMP  
 DIELECTRIC WITHSTANDING VOLTAGE : 1000V AC FOR 1 MINUTE.  
 INSULATION RESISTANCE : 1000MΩ MIN. AT 500V DC.  
 CONTACT RESISTANCE : 15MΩ MAX.  
 OPERATING TEMPERATURE : -55°C ~ +105°C.

## HOW TO ORDER

DRS - A 15 P - N- 1 0 1 - RoHS  
 1 2 3 4 5 6 7 8 9

- SERIES
- SHELL SIZE  
E: 9 A: 15 B: 25
- NO. OF CONTACTS  
9, 15, 25
- CONTACT TYPE  
P: PIN CONTACT (PLUG), BRASS
- MOUNTING OPTIONS  
N: WITH #4-40 THREADED INSERTS  
NJ: WITH #4-40 THREADED INSERT JACK SCREWS ASSEMBLED TO CONNECTOR
- CONTACT FINISH  
1: SELECTIVE GOLD FLASH 6: 30u"  
4: 30u"
- INSULATOR COLOR  
0: BLACK
- SHELL PLATED  
1: NICKEL
- RoHS Compliant.



Shell Size	A ± 0.25	B ± 0.25	C ± 0.38	D
09 Pin	16.92	24.99	30.80	11.08
15 Pin	25.25	33.32	39.10	19.39
25 Pin	38.96	47.04	53.00	33.24

DIMENSIONS: M M		GENERAL TOLERANCE X.X ± 0.25 X.XX ± 0.15 X.XXX ± 0.05		DRAWN. <i>Joan</i> 04-11-05		DATE 04-11-05		SINGATRON (USA)	
ANGLE TOLERANCE ± 2° RADIUS ± 0.25 HOLE ± 0.13		APPROVED. <i>Kevin</i> 04-25-05		CHECKED. <i>Jack</i> 04-23-05		DATE 04-23-05		TITLE. D-SUB CONN. RIGHT ANGLE, MALE FOOTPRINT : 5.08mm	
SCALE. 1 : 1		SHEET. 1 OF 1		REV. A / 0		DRAWING NO. DB94-XX1		PART NO. DRS-XXXXP-X-X01-RoHS	