

1 2 3 4 5 6 7 8

F

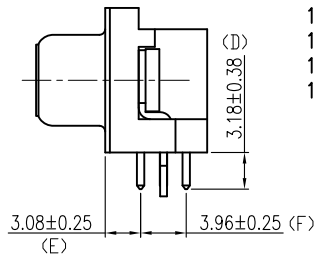
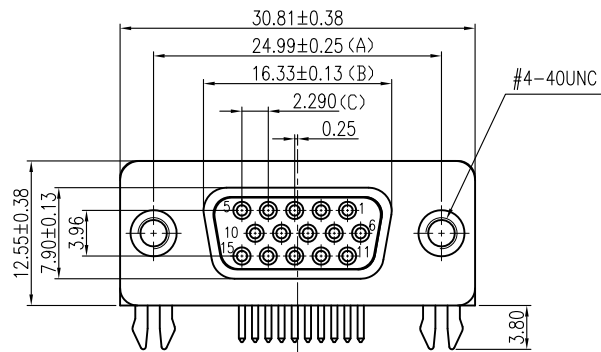
E

D

C

B

A



SPECIFICATIONS

- 1. D-SUB
- 1.1 Voltage: 250 VAC(RMS) Max.
- 1.2 Current Rating: 3 Ampere per Contact
- 1.3 Contact Resistance: 20 Milliohms Max.  $\triangle$
- 1.4 Insulation Resistance: 5000 Megohms Min.
- 1.5 Dielectric Withstanding Voltage: 1000 VAC(RMS)
- 1.6 Total Mating Force: 6.0 Kgf Max.
- 1.7 Total Unmating Force: 1.2 Kgf Min.
- 1.8 Operating Temperature: -55°C to +105°C  $\triangle$

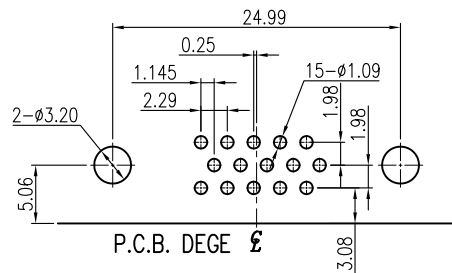
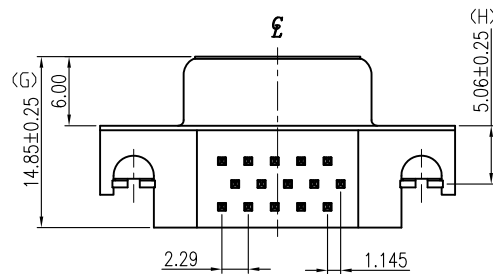
NOTES

- 1. MATERIAL:  
Housing:PBT, UL 94V-0, Color:Black.  
Terminal:Copper Alloy.  
Shell:SPCC.  
Boardlock:Copper Alloy.  
Rivet:Copper Alloy.
- 2. FINISH:  
Terminal:Gold Plated over Nickel at Contact Area.  
Tin Plated over Nickel at Solder Ared.  
Shell:Nickel Plated.  
Boardlock:Tin Plated.  
Rivet:Nickel Plated.
- 3. This Product is LEAD-FREE & RoHS Compliance Product.

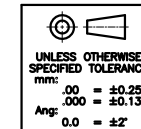
DRSH-E15SB-N-X01-Y

CONTACT FINISH

- 1: G/F BRIGHT TIN
- 4: 15u" GOLD BRIGHT TIN
- 6: 30u" GOLD BRIGHT TIN



RECOMMENDED P.C.B. LAYOUT  
INSPECTION DIMENSION:(A)~(H)



<b>Singatron Enterprise Co., Ltd.</b>				
TITLE	MINI BODY D-SUB CONNECTOR 0.121"(3.06mm) FOOTPRINT,RIGHT ANGLE			
DWN	Shao Jianfeng	PART NO.	DRSH-E15SB-N-X01-Y	
CHKD	2024.01.24	SCALE	1:1	UNIT: mm
APVD	Lee Jun De	SIZE:	A3	SHEET:1 OF 1 REV: C
<b>CUSTOMER COPY</b>				

1 2 3 4 5 6 7 8